NOTE: ALTITUDE VALVE, 2-6" GATE VALVES, 1-8" CHECK VALVE WITH BY PASS PIPING & FITTINGS ELIMINATED FROM CONTRACT. TO BE INSTALLED LATER BY CITY.

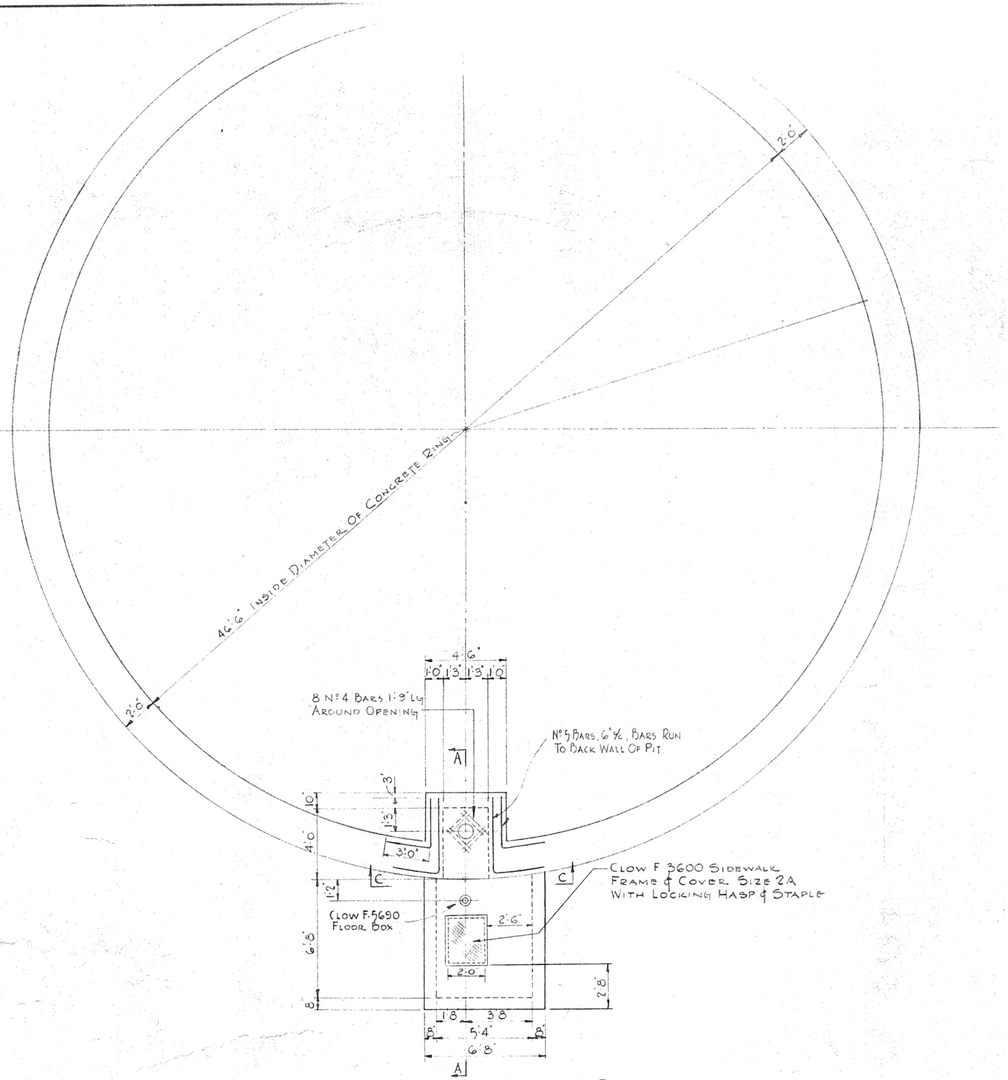

TANK FOUNDATION PLAN

SCALE 1/4"=1'-0"

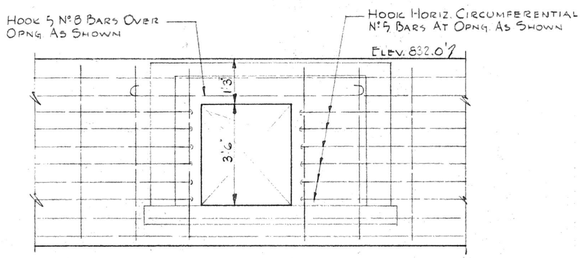

SECTION "C-C"

SCALE 1/2"=1'-0"

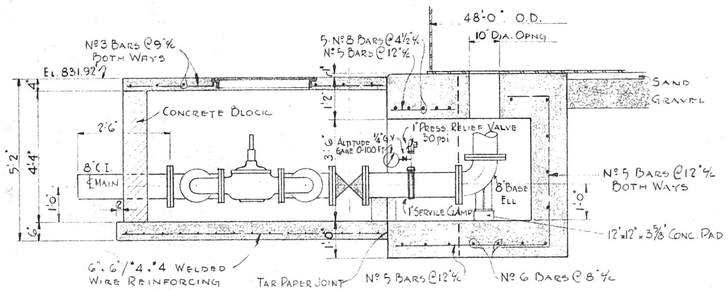

SECTION "A-A" TANK PIT

SCALE 1/2"=1'-0"

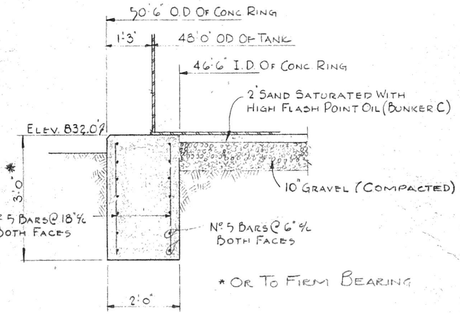

TYPICAL RING SECTION

SCALE 1/2"=1'-0"

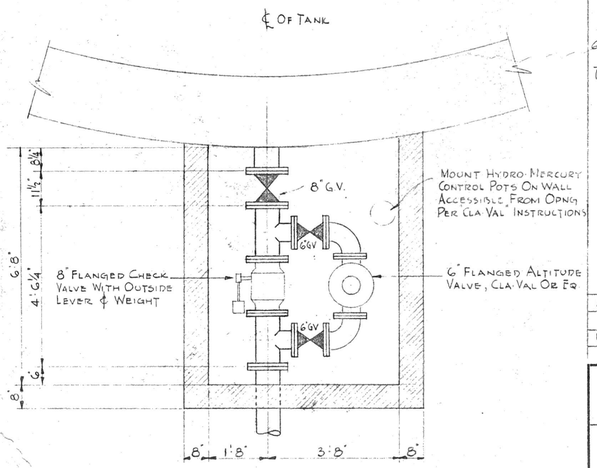

TANK PIT PLAN BELOW COVER

SCALE 1/2"=1'-0"

REINFORCING FABRICATION & PLACING

1. REINFORCING BARS TO BE SHOP FABRICATED AND BAR LISTS PREPARED
2. BARS TO BE INTERMEDIATE GRADE, DEFORMED MEETING ASTM A15 (LATEST) OR ASTM A16 (LATEST)
3. ALL BARS TO HAVE DEFORMATIONS MEETING LATEST ASTM A305
4. SUBMIT SHOP DRAWINGS TO ENGINEER FOR APPROVAL BEFORE FABRICATION
5. LAP ALL SPLICES AS FOLLOWS:
   - Nº 4 BARS 12" LAP
   - Nº 5 BARS 15" LAP
   - Nº 6 BARS 18" LAP
6. SECURELY WIRE ALL REINFORCING BARS TOGETHER IN FORMS
7. UNLOAD AND STORE BARS IN SUCH A MANNER THAT THEY WILL BE KEPT FREE OF MUD. BARS THAT BECOME COATED WITH MUD MUST BE WASHED OFF BEFORE USING.

Nº	DATE	DESCRIPTION
2	4-64	AS BUILT
1	Oct. 3, 1963	LOWERED TANK FDN. 3 FT., MINOR CHANGES IN DETAIL

REVISIONS

MUNICIPAL UTILITY COMMISSION

CITY OF SAINT ALBANS

KANAWHA COUNTY WEST VIRGINIA

PROPOSED IMPROVEMENTS
EAST END STORAGE TANK
FOUNDATION & VALVE PIT

DATE	SCALE	DWG. NO.
MARCH 1963	AS SHOWN	9503

KELLEY, GIDLEY & STALB INC. CONSULTING ENGINEERS
CHARLESTON, WEST VIRGINIA

APW-WVA-16G