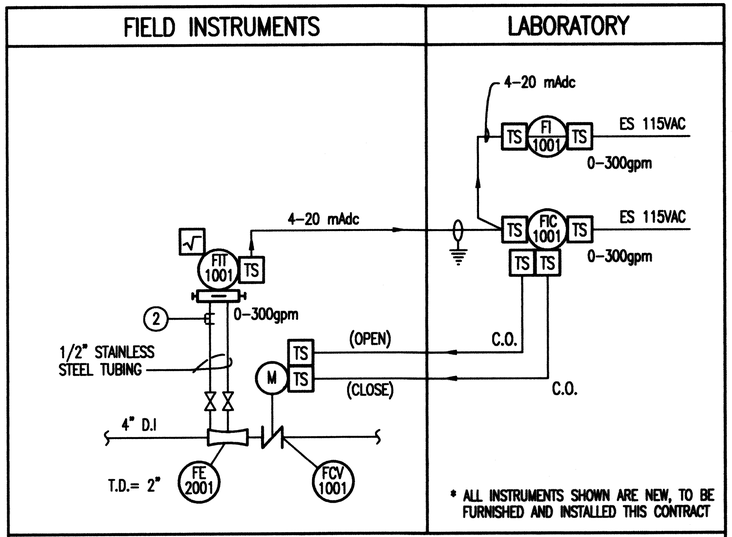

LOOP 1000 – FILTER EFFLUENT FLOW
* 2 SYSTEMS REQUIRED

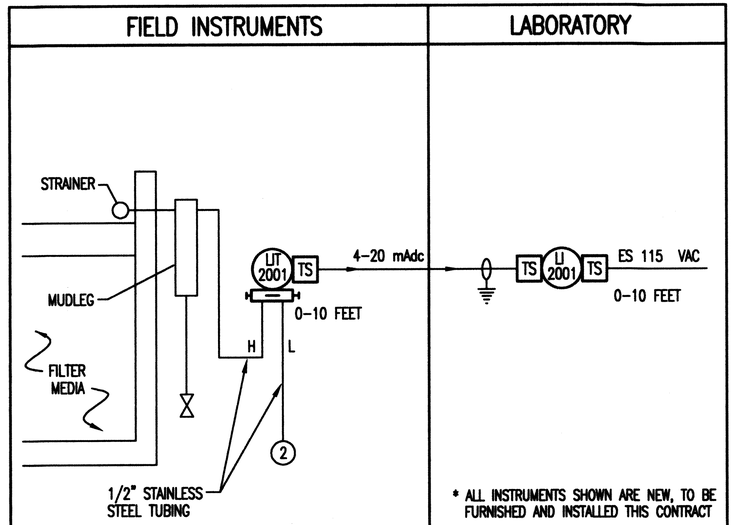

LOOP 2000 – FILTER LOSS OF HEAD
* 2 SYSTEMS REQUIRED

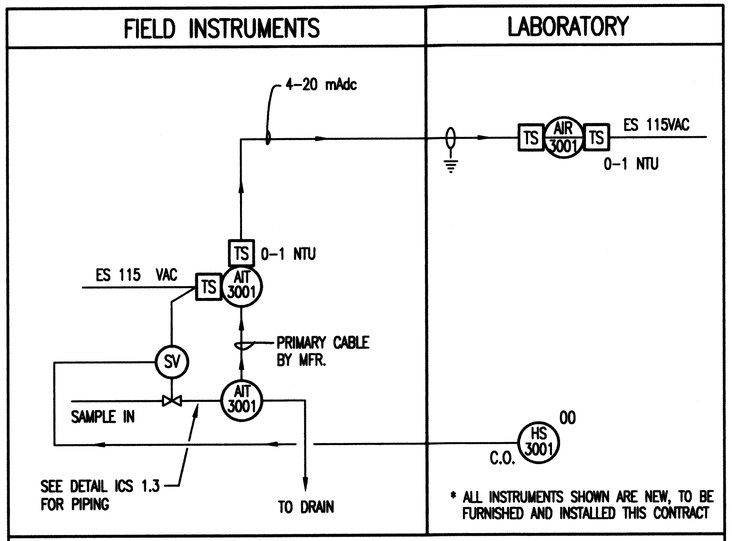

LOOP 3000 – FILTER EFFLUENT TURBIOITY
* 2 SYSTEMS REQUIRED

GRW PROJECT NO. 7385

WATER TREATMENT PLANT EXPANSION
LOBELVILLE, TENNESSEE
REHABILITATION & UPGRADE
INSTRUMENTATION LOOP DIAGRAMS

ALL RIGHTS RESERVED:
THIS DOCUMENT IS THE PROPERTY OF GRW ENGINEERS, INC. AND SHALL NOT BE REPRODUCED IN WHOLE OR IN PART OR USED FOR CONSTRUCTION OF OTHER THAN THIS SPECIFIC PROJECT WITHOUT WRITTEN PERMISSION OF GRW ENGINEERS, INC.

NO.	DESCRIPTION	DATE	BY

REVISIONS

WILLIAM LAMONT MAYNARD
No. 103277
STATE OF TENNESSEE
2-19-99

GRW Engineers, Inc.
Engineers, Architects, Planners
LEXINGTON LOUISVILLE NASHVILLE INDIANAPOLIS

DESIGNED: GAM	DATE: DECEMBER, 1998
DRAWN: GAM	SCALE: NO SCALE
REVIEWED: GAM, KRS	SHEET NO. ICS-2
APPROVED: JWH	

FILE NAME:7385EICS-2.DWG

U:\7385\CADD\7385e-ics2x.dwg Fri Feb 19 12:52:56 1999