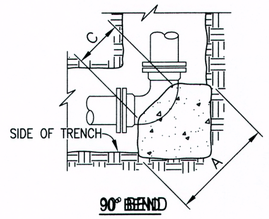

90° BEND

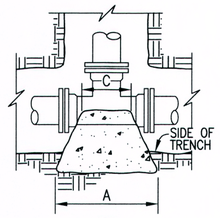

TEE

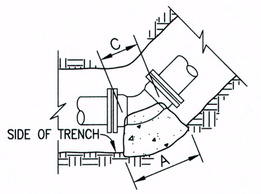

45° – 22 1/2° – 11 1/4° BEND

NOTES:

1. THRUST BLOCKS DESIGNED FOR 200 PSI PRESSURE AND 2000 PSF SOIL BEARING. FOR GREATER PRESSURE OR LESS SOIL BEARING, QUANTITIES WILL HAVE TO BE RECALCULATED.
2. THRUST BLOCKING TO BE POURED AGAINST UNDISTURBED EARTH.
3. IF EXACT SIZE PIPE BLOCKING IS NOT SHOWN, USE NEXT LARGER SIZE.
4. THRUST BLOCKING TO BE POURED IN PLACE CLASS C CONC.

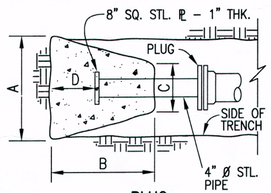

PLUG

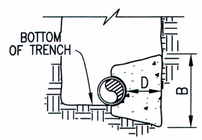

TYPICAL SECTION

90° BEND							
SIZE	16"	12"	10"	8"	6"	4"	2"
A	84	60	51	42	32	24	18
B	72	60	51	42	32	24	18
C	30	18	16	12	12	9	9
D	34	30	24	17	13	9	9

45° BEND							
SIZE	16"	12"	10"	8"	6"	4"	2"
A	58	43	38	32	24	18	12
B	58	43	38	32	24	18	12
C	24	16	14	12	12	8	8
D	24	18	15	12	9	6	6

22 1/2° BEND							
SIZE	16"	12"	10"	8"	6"	4"	2"
A	42	32	27	24	18	12	9
B	42	32	27	24	18	12	9
C	18	16	14	12	10	8	8
D	18	13	11	9	6	4	4

11 1/4° BEND							
SIZE	16"	12"	10"	8"	6"	4"	2"
A	30	24	21	17	12	9	9
B	30	24	21	17	12	9	9
C	18	16	14	12	10	8	8
D	12	9	8	6	5	4	4

PLUG							
SIZE	16"	12"	10"	8"	6"	4"	2"
A	66	52	43	34	27	20	18
B	66	52	43	34	27	20	18
C	12	12	12	12	12	12	12
D	44	32	22	15	11	11	11

TEE							
SIZE	MAIN	16"	12"	12"	12"	8"- 10"	8"- 12"	2"- 6"
	BRANCH	16"	12"	8"- 10"	2"- 8"	6"- 10"	2"- 6"	2"- 6"
A		66	52	43	34	43	26	26
B		66	52	43	34	43	26	26
C		30	12	12	12	12	12	12
D		30	26	21	14	21	13	13

DIMENSIONS ARE IN INCHES

THRUST BLOCKING DETAIL

NOT TO SCALE

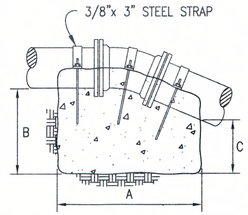

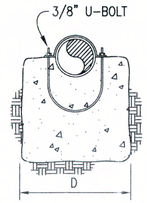

90° BEND							
SIZE	16"	12"	10"	8"	6"	4"	2"
A	85	67	60	54	42	34	30
B	85	67	60	54	42	34	18
C	80	63	56	50	38	30	16
D	76	66	60	48	48	36	24

45° BEND							
SIZE	16"	12"	10"	8"	6"	4"	2"
A	72	60	50	46	35	30	24
B	72	60	50	46	35	28	24
C	68	56	46	42	30	24	18
D	72	60	60	48	48	36	24

22 1/2° BEND							
SIZE	16"	12"	10"	8"	6"	4"	2"
A	58	50	42	38	30	24	18
B	58	48	42	38	30	24	18
C	54	44	38	34	26	20	14
D	60	48	48	36	36	30	24

11 1/4° BEND							
SIZE	16"	12"	10"	8"	6"	4"	2"
A	42	36	30	29	24	20	18
B	42	36	30	29	24	20	18
C	38	32	26	24	20	16	14
D	60	48	48	36	30	24	24

DIMENSIONS ARE IN INCHES

NOTES:

1. THRUST BLOCKS DESIGNED FOR 150 PSI PRESSURE. FOR GREATER PRESSURE QUANITIES WILL HAVE TO BE RECALCULATED.
2. THRUST BLOCKING TO BE POURED AGAINST UNDISTURBED EARTH.
3. IF EXACT SIZE PIPE BLOCKING IS NOT SHOWN, USE NEXT LARGER SIZE.
4. THRUST BLOCKING TO BE POURED IN PLACE – CLASS "C" CONCRETE.

VERTICAL CONCRETE ANCHOR

NOT TO SCALE

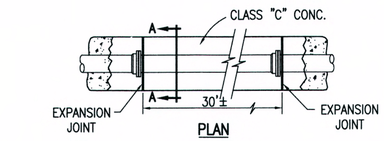

PLAN

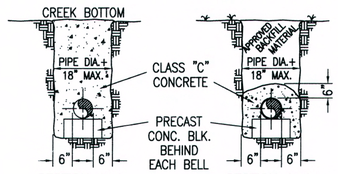

SECTION A–A (ENCASEMENT WITH CONCRETE BACKFILL)

SECTION A–A (ENCASEMENT WITH APPROVED BACKFILL)

NOTE:
FOR ENCASEMENT OVER 30' LONG PLACE 3/4" FIBERBOARD EXPANSION JOINT AT PIPE JOINTS BETWEEN POURS APPROX. EVERY 30'

STANDARD CONCRETE ENCASEMENT

NOT TO SCALE

NOTE:
(1) SEE SPECIFICATIONS FOR DEPTH REQUIREMENT OF PIPE.
(2) LOCATOR WIRE, IF REQUIRED. SEE "DETECTABLE WIRE DETAIL" FOR CORRECT PLACEMENT.

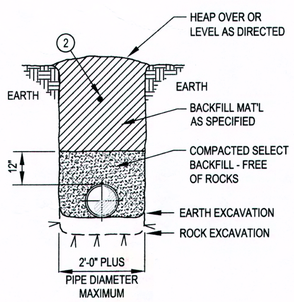

METHOD "A"
(IN OPEN TERRAIN)

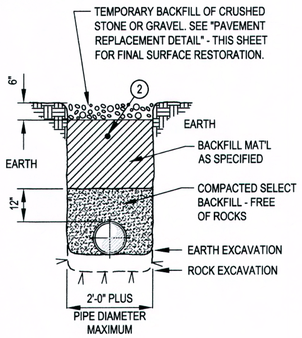

METHOD "B"
(UNDER SIDEWALKS & UNPAVED DRIVEWAYS)

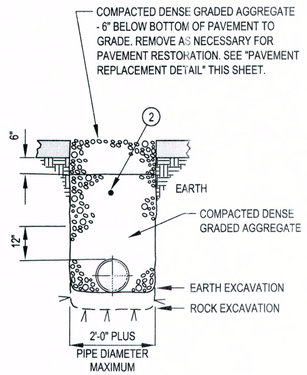

METHOD "C"
(UNDER PAVED STREETS, ROADS & DRIVEWAYS)

PRESSURE PIPE BEDDING & BACKFILLING DETAILS

NOT TO SCALE

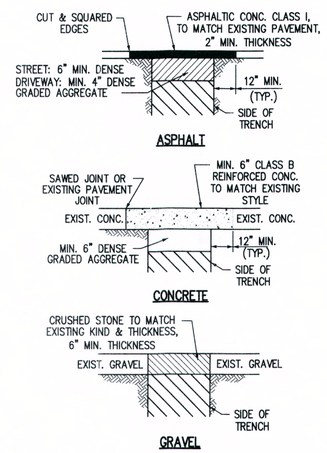

PAVEMENT REPLACEMENT DETAILS

NOT TO SCALE

NOTES:
1. CRUSHED STONE OR CONCRETE AS REQUIRED.

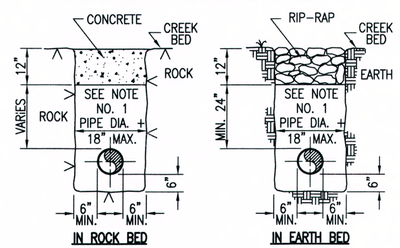

IN ROCK BED

IN EARTH BED

STANDARD DITCH CROSSING DETAIL

NOT TO SCALE

STANDARD WATER LINE DETAILS

LOST CREEK RD. & RUSSELL CREEK RD. WATER LINES
CITY OF LOBELVILLE, TENNESSEE

DESIGNED: BLC
DRAWN: DM
REVIEWED: BLC
APPROVED: BLC

REVISIONS
NO. | DESCRIPTION | DATE | BY
SCALE CHECK: 1 THIS MARK SHOULD MEASURE EXACTLY 1" WHEN PLOTTED

DATE: OCTOBER 2015
SCALE: AS NOTED
SHEET NO. SD-11

GRW engineering | architecture | geospatial
www.grwinc.com

GRW PROJECT NO. 4420-01

ALL RIGHTS RESERVED. THIS DOCUMENT IS THE PROPERTY OF GRW ENGINEERS, INC. AND SHALL NOT BE REPRODUCED, IN WHOLE OR IN PART, NOR USED FOR CONSTRUCTION OF ANY PROJECT WITHOUT WRITTEN PERMISSION.

BARRY L. CLOUD REGISTERED ENGINEER AGRICULTURE 100853 STATE OF TENNESSEE 3/15/16

CONTRACT DRAWINGS

PLOTTED BY: dwmorris
PRINTED: 3/15/2016 @ 9:20AM
FILE NAME: G:\4420-Lobelville\01-Russell Lost\Working Drawings\AutoCAD\4420-01-SD-11.dwg