

add order  
on file



FALL CREEK REGIONAL WASTE DISTRICT

9378 S. 650 West PO Box 59  
Pendleton, IN 46064-0059 778-7544

13-50748 00

APPLICATION FOR SEWER PERMIT

Nº 2150

Date 10-13-94

Permit Void 90 days from Date of Issuance

Owner Name Crossman Communities Bobby Brewer

Property Address 151 Osbury St.

Lot # 12 P.O. Box \_\_\_\_\_

Town Pendleton, IN Zip Code 46064

Phone \_\_\_\_\_ City Water ☒ Well \_\_\_\_\_

\$ 700.00 Tap on Fee Paid

\$ 25.00 Inspection fee paid

Application is hereby made for connection to the Fall Creek Regional Waste District Sewer System for the above listed property - Permit Type: Residential ☒, Commercial \_\_\_\_\_, Industrial \_\_\_\_\_, or Governmental/Institutional \_\_\_\_\_. User Information \_\_\_\_\_.

All workmanship and materials shall conform to the standards of the District Ordinance as described in Ordinance 84-2 and 84-3 as amended. Acceptance and approval must be made by the District inspector or his duly authorized representative before backfilling and final connection is made to the main sewer lines. Any violation of applicable regulations will cause all lines and appurtenances in violation to be removed and replaced at the owners expense.

The Fall Creek Regional Waste District is responsible for the inspection, approval of materials, and installation techniques only. All costs for materials and installation and any liabilities resulting from same is the sole responsibility of the property owner.

I have read and fully understand the above provisions and agree to comply by said provisions.

[Signature]  
APPLICANT(S) SIGNATURE


\*\*\*\*\*

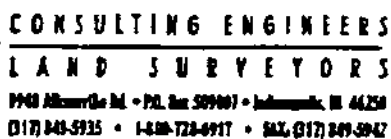
INSPECTOR [Signature]  
Date inspected 12-14-94 Approved ☒ Rejected \_\_\_\_\_

Reason for rejection \_\_\_\_\_


Date reinspected \_\_\_\_\_ Approved \_\_\_\_\_ Rejected \_\_\_\_\_

Notes:  
Size Pipe 6 "  
Type Pipe PVC  
Basement Yes \_\_\_\_\_ No ☒  
Sump Pump Yes \_\_\_\_\_ No ☒  
Downspout to Ground Yes ☒ No \_\_\_\_\_  
Septic Tank Pumped & filled Yes \_\_\_\_\_ No \_\_\_\_\_  
Contractor Raymond  
Special Conditions \_\_\_\_\_  
Existing Home \_\_\_\_\_  
New Construction ☒




$$\frac{73.17}{73.17}$$

145.23'



9/24

