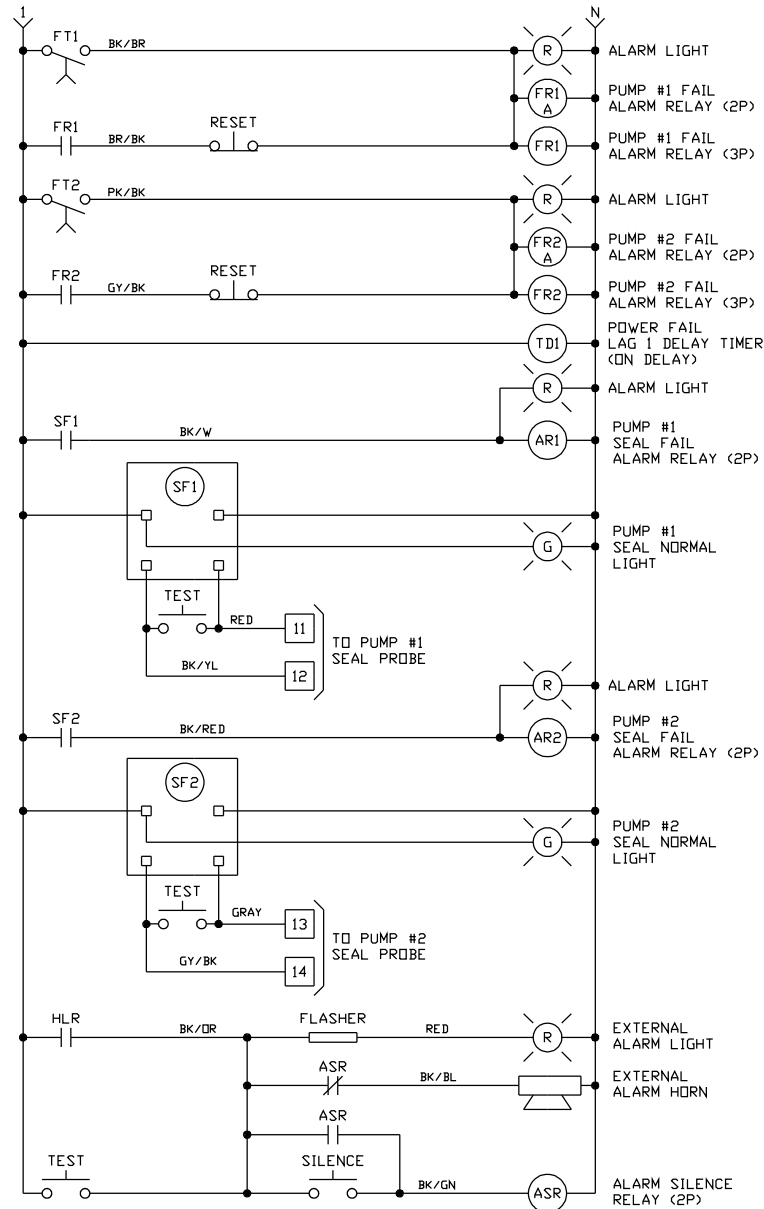
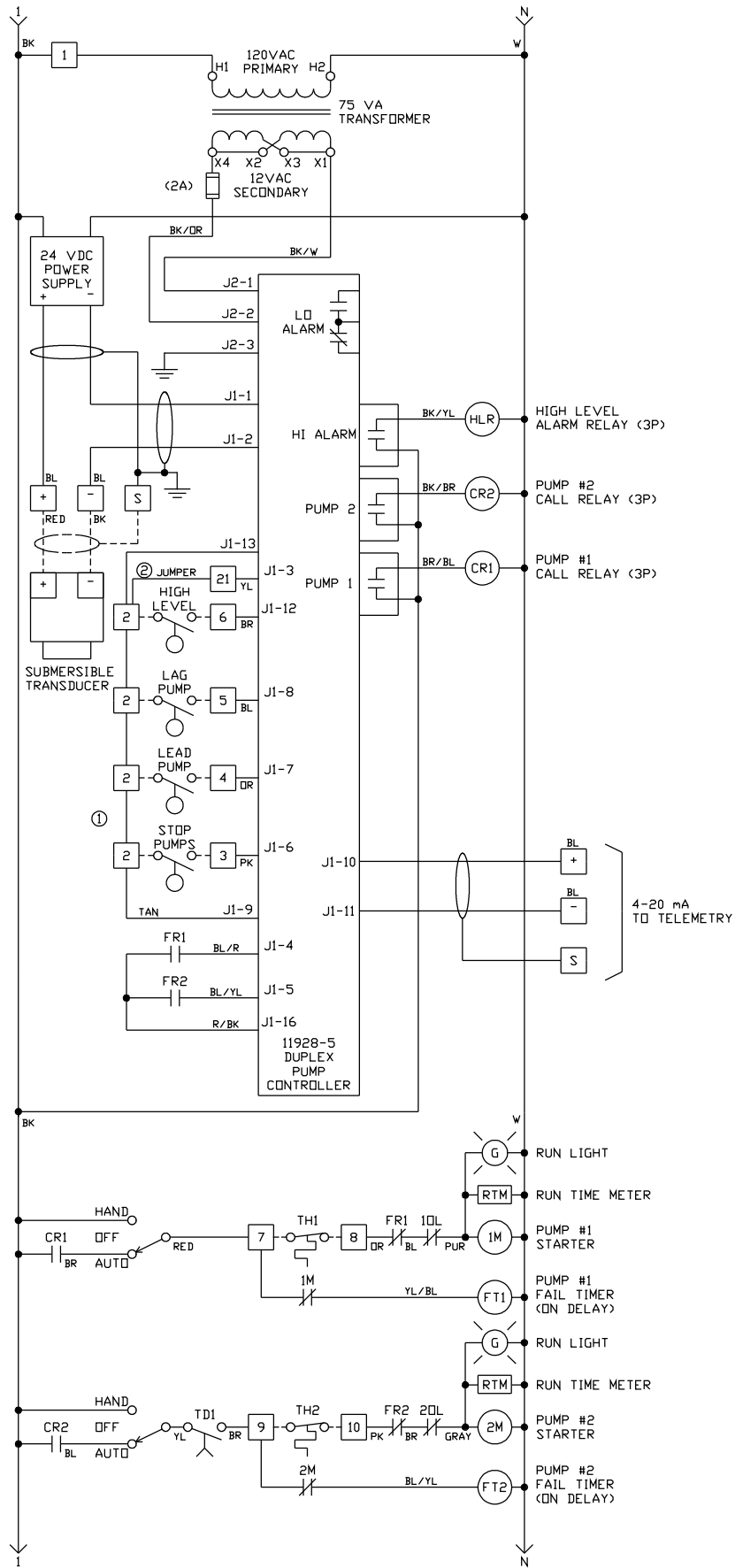


NOTES:
① FLOAT TERMINALS ARE FOR FUTURE USE.
② REMOVE WIRE FROM TERMINALS 2 AND 21 FOR FLOAT OPERATION.



TELEMETRY CONTACTS					
29	HLR	30	HLR	31	HIGH LEVEL
32	CR1	33	CR1	34	PUMP 1 CALL
35	CR2	36	CR2	37	PUMP 2 CALL
38	AR1	39	AR1	40	SEAL 1 FAIL
41	AR2	42	AR2	43	SEAL 2 FAIL
44	FR1A	45	FR1A	46	PUMP 1 FAIL
47	FR2A	48	FR2A	49	PUMP 2 FAIL
50	PFR	51	PFR	52	PHASE FAIL
53	PFR	54	PFR	55	POWER FAIL

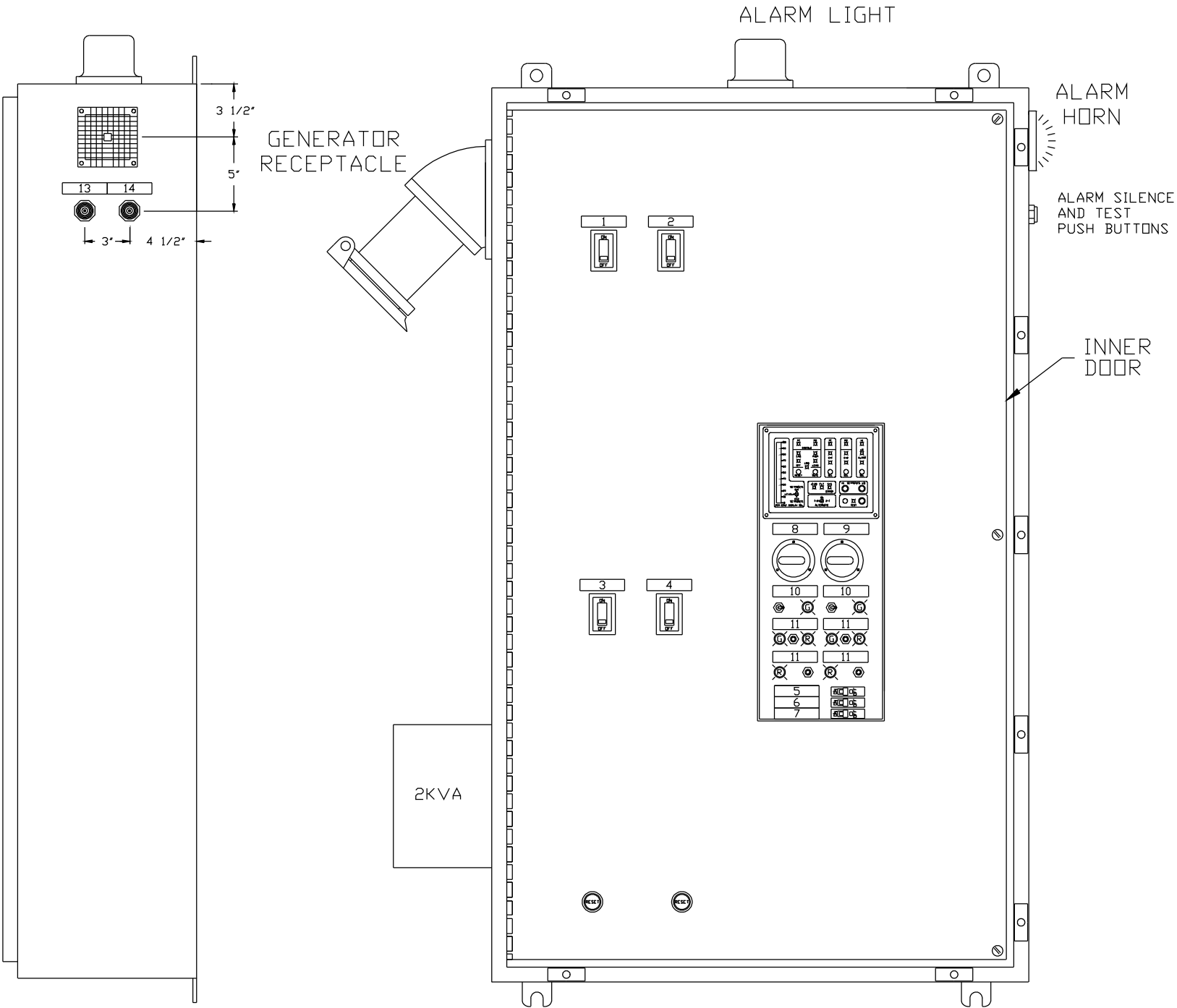
REDUNDANT TELEMETRY CONTACTS					
59	CR1	60	CR1	61	PUMP 1 CALL
62	CR2	63	CR2	64	PUMP 2 CALL
65	AR1	66	AR1	67	SEAL 1 FAIL
68	AR2	69	AR2	70	SEAL 2 FAIL
71	FR1A	72	FR1A	73	PUMP 1 FAIL
74	FR2A	75	FR2A	76	PUMP 2 FAIL
77	PFR	78	PFR	79	PHASE FAIL
80	PFR	81	PFR	82	POWER FAIL

REV. NO.	REVISION	BY CHK'D	DATE	DESIGNED BY:	DATE	DESCRIPTION	
1	GENERAL REVISIONS	KS	8/30	RL	7/14		
2	GENERAL REVISIONS	KS	11/5	KS	99	SCALE	DWG. NO. AC 15791A
							BBC NO.

BBC
PUMP AND EQUIPMENT COMPANY, Inc.
1125 W. 16th St. P.O. BOX 22098
Indianapolis, Indiana 46222
317/636-1111

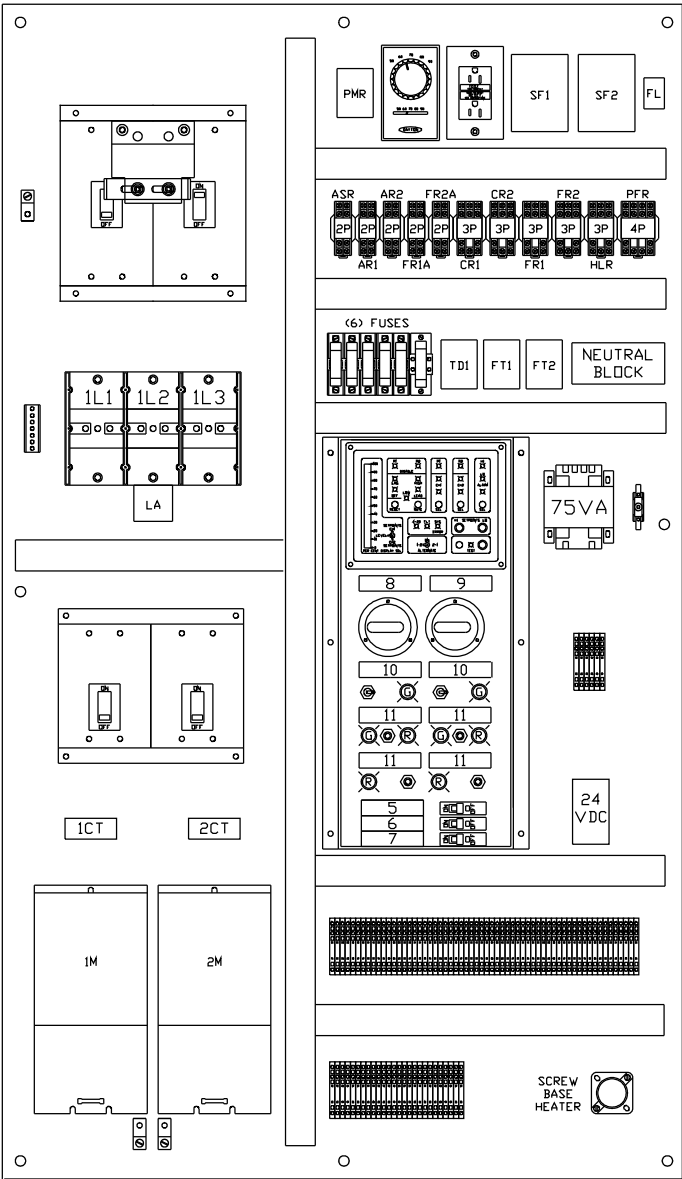
FALL CREEK/INGALS MAIN
BBC# 1599-39126

NEMA 4X STAINLESS STEEL ENCLOSURE
60"H x 36"W x 12"DP
OUTER DOOR NOT SHOWN



SIDE VIEW

BACK PANEL LAYOUT
57"H x 33"W



NAMEPLATE LEGEND

- 1. EMERGENCY
- 2. SERVICE DISCONNECT
- 3. PUMP 1
- 4. PUMP 2
- 5. CONTROL
- 6. CONVENIENCE
- 7. TELEMTRY
- 8. PUMP 1 RTM
- 9. PUMP 2 RTM
- 10. HOA RUN
- 11. NORMAL TEST FAIL
- 12. FAIL RESET
- 13. ALARM TEST
- 14. ALARM SILENCE

REV. NO.	REVISION	BY	DATE	DESIGNED BY:	DATE	BBC PUMP AND EQUIPMENT COMPANY, Inc. 1125 W. 16th St. P.O. BOX 22098 Indianapolis, Indiana 46222 317/636-1111	
		CHK'D		RL	7/14		
				DRAWN BY:	DATE	DESCRIPTION FALL CREEK/INGALS MAIN BBC# 1599-39126	
				KS	99		
				CHECKED BY:	DATE	DWG. NO. PNL 15791	
				SCALE		JOB NO.	

USEMCO, Inc.
 Bill of Material
 RL

7/14/99 3:32 PM
 Page 1

Level	Part ID	Qty
0	□□	
1	15791 FALL CREEK/ INGALS MAIN	1.00 EA
2	140605 SHEET STL CR 14GAX48X120 PRIME	9.00 LBS
2	261173 NIPPLE THRD GALV 1/2" X 1 1/2"	1.00 EA
2	322268 HORN 120VAC FARADAY 6110 CAT. #6114L-0-15-120-60	1.00 EA
2	322276.2 LIGHT ALARM AC-DC #BL5R-120VAC	1.00 EA
2	365294 LATCH SPRING W/KNURLED KNOB #57-10-201-10	3.00 EA
2	420319.1 STARTER SQD 8536 SEO1V02S-Y59 3 POLE NEMA SIZE 3 WITH AMBIENT COMPENSATED BIMETALLIC OVERLOAD RELAYS	2.00 EA
2	420413 ROD RESET FURNAS #49MARUB	2.00 EA
2	421494.07 BAR GROUND KIT SQD PK7GTA	1.00 EA
2	421498.2 NEUTRAL ASSEMBLY SQD SN12125	1.00 EA
2	421503 BREAKER DOOR MOUNT SQD QOU-115	2.00 EA
2	421506 BREAKER DOOR MOUNT SQD QOU-120	1.00 EA
2	421836 BREAKER 3 PL MLD CA FAL 32100	2.00 EA
2	421853 BREAKER 3 PL MLD CA KAL 36200	2.00 EA
2	422307.3 RELAY 10A BLTEC 8301-120VAC 20,000 OHM - 1 N.O. CONTACT	2.00 EA
2	422339.10 RELAY 10A IDEC RH2B-U-AC120V	5.00 EA
2	422339.20 RELAY 10A IDEC RH3B-U-AC120V	5.00 EA
2	422339.30 RELAY 10A IDEC RH4B-U-AC120V	1.00 EA
2	422348 RELAY PH MNTR DIV #SLA-230-ASA	1.00 EA
2	423381.00 POWER SUPPLY IDEC PS5R-B/15W .6 AMPS @ 24 VDC REGULATED	1.00 EA
2	423385.1 ARRESTOR LIGHTNING 4W 480V RED JACKET #104-018-5	1.00 EA
2	423419 BLOCK TERMINAL ENTRELEC-GRAY ENTRELEC PART #115 116.07	24.00 EA
2	423419.0 BLOCK TERMINAL ENTRELEC-BLUE ENTRELEC PART #125 116.01	4.00 EA

USEMCO, Inc.
 Bill of Material
 RL

7/14/99 3:32 PM
 Page 2

Level	Part ID	Qty
2	423419.1 BLOCK TERMINAL ENTRELEC-GREEN/YELLOW ENTRELEC PART #165 113.16 ELECTRICALLY GROUNDED TO DIN RAIL	3.00 EA
2	423419.2 BLOCK TERMINAL ENTRELEC-YELLOW ENTRELEC PART #105 116.16	60.00 EA
2	423419.4 END STOP ENTRELEC-GRAY BAM ENTRELEC PART #103 002.26	6.00 EA
2	423419.5 END SECTION FEM6 COVER ENTRELEC ENTRELEC PART #118 368.16	3.00 EA
2	423419.7 JUMPER 10 POLE ENTRELEC ENTRELEC PART #168 973.07	1.00 EA
2	423443.02 BLOCK 3PL LINE #350 LOAD #2/0 2 LINE 6 LOAD ILSCO #PDB-26-350-3	1.00 EA
2	423480.2 SOCKET RD 8 PIN IDEC SR2P-06	4.00 EA
2	423484 SOCKET MIDGET 2P IDEC SH2B-05	5.00 EA
2	423485 SOCKET MIDGET 3P IDEC SH3B-05	5.00 EA
2	423486 SOCKET MIDGET 4P IDEC SH4B-05	1.00 EA
2	423502 THERMOSTAT 15A SPDT WWG #2E158	1.00 EA
2	423801.78 OVERLOAD FURNAS #E78 AMBIENT COMPENSATED	6.00 EA
2	424165 INTERLOCK CIRCUIT BREAKER-KAL	1.00 EA
2	424180.5 INTERLOCK ELEC SQD #9999 SX-7 ONE NORMALLY CLOSED CONTACT	2.00 EA
2	425012.00 TIMER 120VAC DIV. TBC-120-ABA ON DELAY - 1.0 to 1023 SECONDS	3.00 EA
2	425079 FLASHER 120VAC SSAC #FS127	1.00 EA
2	425204 RTM REDINGTON 120VAC #711-0165	2.00 EA
2	425300 TRNSFMR 2KVA SQD #2S1F	1.00 EA
2	425363 TRNSFMR 75VA SQD 9070 T75D13	1.00 EA
2	425389 TRNSFMR CURRENT SQD 2NR-101 100:5 RATIO	2.00 EA
2	425393 TRNSFMR MOUNT BRACKET SQD MB-1	2.00 EA

USEMCO, Inc.
 Bill of Material
 RL

7/14/99 3:32 PM
 Page 3

Level	Part ID	Qty
2	426000 FUSE 250V ONE-TIME 1 AMP CLASS K5 50,000 A.I.R. 2" LONG x 9/16" DIAMETER (BUSSMANN NON-1) (LITTELFUSE NLN-1) (GOULD-SHAWMUT OT-1)	3.00 EA
2	426104 FUSE 250V TIME-DELAY 3 AMP CLASS RK5 200,000 A.I.R. 2" LONG x 9/16" DIAMETER (BUSSMANN FRN-R3) (LITTELFUSE FLN-R3) (GOULD-SHAWMUT TR-3R)	1.00 EA
2	426111 FUSE 250V TIME-DELAY 10 AMP CLASS RK5 200,000 A.I.R. 2" LONG x 9/16" DIAMETER (BUSSMAN FRN-R10) (LITTLEFUSE FLN-R10) (GOULD-SHAWMUT TR-10R)	2.00 EA
2	426522 BLOCK FUSE MARATHON F30A3S	2.00 EA
2	426525 BLOCK FUSE LITTELFUSE 354812GY	1.00 EA
2	428905.1 WIRE DUCT BASE 1.5" X 3" PANDUIT F1.5X3LG6 OR TYTON SL-1.5X3G	8.00 FT
2	428908.1 WIRE DUCT COVER 1.5" PANDUIT C1.5LG6 OR TYTON TC1.5G	8.00 FT
2	445040.1 FUSE SLO BLO 2A 250V LITTELFUSE #313002 3AG	1.00 EA
2	460480 RING SEAL TB5262 1/2"	2.00 EA
2	460600 NIPPLE CHASE T&B 842 1/2"	1.00 EA
2	460605 NIPPLE CHASE T&B 847 2"	1.00 EA
2	461000 BSHNG FIBER TB 222 1/2" OR REGAL #931	2.00 EA
2	461005 BSHNG FIBER TB 227 2"	1.00 EA
2	461022 BSHNG KNOCKOUT T&B #3210 1/2"	1.00 EA
2	461401 NUT LOCK STL REGAL #801 1/2"	2.00 EA
2	461406 NUT LOCK STL REGAL #806 2"	1.00 EA
2	462003 BOX JUNCTION 2X4 RACO 670 OR STEEL CITY 583711/2 GRAINGER #4A239	1.00 EA
2	462006 BOX C/AL 2X4 RED DOT IH3-1-LM	1.00 EA

USEMCO, Inc.
 Bill of Material
 RL

7/14/99 3:32 PM
 Page 4

Level	Part ID	Qty
2	462340.31 RECEPT CROUSE-HINDS AR2031-S22 200 AMP 3 WIRE 3 POLE	1.00 EA
2	462353.1 ADPT ANGLE 200A CR-HINDS AJA1	1.00 EA
2	462357 RECEPT GFI 15A 120V P&S 1591RI	1.00 EA
2	462851 ENCL N4X SNGL HOF A60H3612SSLP	1.00 EA
2	463224 ENCL BP HOF A60P36	1.00 EA
2	469004 LUG ALUM SOLDERLESS MAX. #2 ILSCO TA-2, BLACKBURN ADR-2, BRUNDY KA2U OR EQUAL	2.00 EA
2	469070 HEATER PANEL 120V CHRO SCB-100	1.00 EA
2	469071 LAMPHOLDER PORCELAIN KEYLESS ANGELLO #22273	1.00 EA
2	470401 SWITCH TOG SPDT 3 POS #91-0003 10 AMP ON OFF ON MC GILL	2.00 EA
2	470500.1 SWITCH PB SQD 9001 SKR-1U	2.00 EA
2	470560 SWITCH PB C-H 8411K7 NC	2.00 EA
2	470561 SWITCH PB C-H 8411K12 NO	2.00 EA
2	472081 BLOCK CONTACT SQD 9001 KA2 ONE NORMALLY OPEN CONTACT	1.00 EA
2	480110.10 LIGHT IND #930-505X-710RN-120 SCREW TYPE LUG LITTELFUSE	4.00 EA
2	480111.10 LIGHT IND #930-505X-710GN-120 SCREW TYPE LUG LITTELFUSE	4.00 EA
2	500549.606 FLANGE, INNER DOOR 56.5"x 3.5"	1.00 EA
3	140605 SHEET STL CR 14GAX48X120 PRIME	6.20 LBS
2	500570 INNERDOOR 60x36x08 N4&12 12"DP	1.00 EA
3	140580.60120 SHEET STL CR 12GAX60X120 PRIME	59.20 LBS
3	328000.0001 HINGE CONTINUOUS #1205 (96") .060 THICK .187 PIN DIA 2" OPEN 96" LONG	56.00 IN
2	500584.17 STANDOFF 2FAL3P FOR 8" DEPTH	1.00 EA
3	140605 SHEET STL CR 14GAX48X120 PRIME	2.44 LBS
2	500585.10 STANDOFF KAL INTERLOCK - 8"	1.00 EA
3	140605 SHEET STL CR 14GAX48X120 PRIME	3.3256 LBS