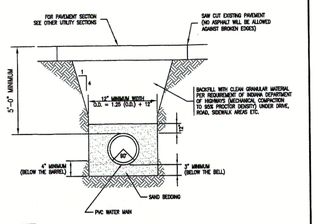

NOTE:
1. BITUMINOUS PAVEMENT TACK COAT SHALL BE PLACED BETWEEN THE #53 STONE SURFACE AND ALONG THE SAW CUTS.
2. CLEAN GRANULAR BACKFILL MAY BE REQUIRED BY THE TOWN IF EXISTING SOIL CONDITIONS REQUIRE.
3. MINIMUM DEPTH TO TOP OF PIPE SHALL BE 5'-0".

TYPICAL WATERMAIN TRENCH DETAIL

NOT TO SCALE

TRIAD ASSOCIATES INC.
8604 LAWTON LOOP EAST DRIVE
INDIANAPOLIS, INDIANA 46216
PHONE: 317-377-5224 FAX: 317-377-5241

DETAIL 5A

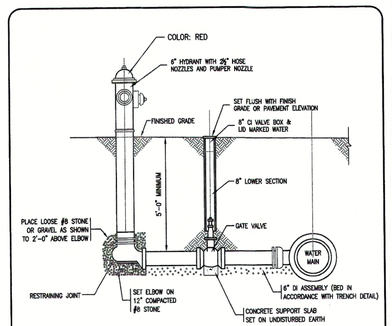

FIRE HYDRANT INSTALLATION

NOT TO SCALE

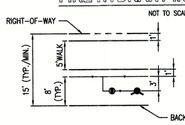

"L" SHAPED/PARALLEL HYDRANT ASSEMBLY REQUIRED

TRIAD ASSOCIATES INC.
8604 LAWTON LOOP EAST DRIVE
INDIANAPOLIS, INDIANA 46216
PHONE: 317-377-5224 FAX: 317-377-5241

DETAIL 5C

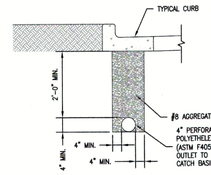

UNDERDRAIN DETAIL
SCALE: NONE

TRIAD ASSOCIATES INC.
8604 LAWTON LOOP EAST DRIVE
INDIANAPOLIS, INDIANA 46216
PHONE: 317-377-5224 FAX: 317-377-5241

2500-L

STANDARD DETAIL – MADISON COUNTY, INDIANA

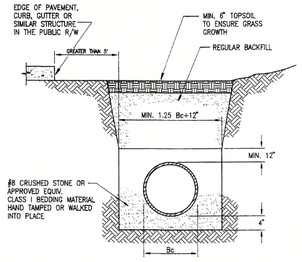

GREATER THAN 5' FROM EDGE OF PAVEMENT

NOTE:
ALL BEDDING & INITIAL BACKFILL SHALL BE INSTALLED IN 6" TO 12" BALANCED LIFTS

A MINIMUM 9" CLEARANCE SHALL BE PROVIDED ON EACH SIDE OF THE INSTALLED PIPE

LEGEND
Bc = OUTSIDE DIAMETER
D = INSIDE DIAMETER
d = DEPTH OF BEDDING MATERIAL BELOW PIPE

PLASTIC (PVC OR HDPE) PIPE TRENCH DETAIL
OUTSIDE 5 FEET OF PAVEMENT
DRAWING NOT TO SCALE

MADISON COUNTY HIGHWAY ENGINEER'S OFFICE

APPROVED: MADISON COUNTY ENGINEER DATE
APPROVED: MADISON COUNTY BOARD OF COMMISSIONERS DATE
REVISED:
STANDARD DETAIL
PLASTICTRENCH1.DWG

E-51

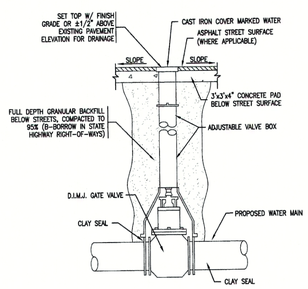

VALVE AND BOX DETAIL

NOT TO SCALE

TRIAD ASSOCIATES INC.
8604 LAWTON LOOP EAST DRIVE
INDIANAPOLIS, INDIANA 46216
PHONE: 317-377-5224 FAX: 317-377-5241

DETAIL 5B

GREATER 5' FROM EDGE OF PAVEMENT

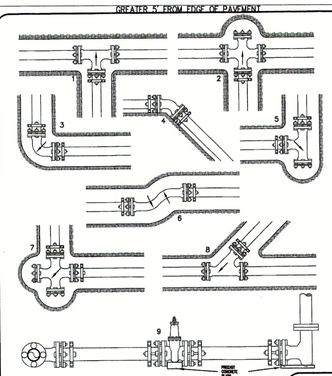

1. THRU LINE CONNECTION, TEE
2. THRU LINE CONNECTION, CROSS USED AS TEE
3. DIRECTION CHANGE, ELBOW
4. DIRECTION CHANGE VERTICAL BEND
5. DIRECTION CHANGE, TEE USED AS ELBOW
6. DIRECTION CHANGE
7. DIRECTION CHANGE, CROSS USED AS ELBOW
8. THRU LINE CONNECTION, WYE
9. HYDRANT PLUGGIT

JOINT RESTRAINING

NOT TO SCALE

TRIAD ASSOCIATES INC.
8604 LAWTON LOOP EAST DRIVE
INDIANAPOLIS, INDIANA 46216
PHONE: 317-377-5224 FAX: 317-377-5241

DETAIL 5D

STANDARD DETAIL – MADISON COUNTY, INDIANA

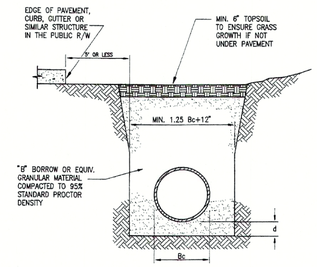

WITHIN 5' OF EDGE OF PAVEMENT

NOTE:
ALL BEDDING & INITIAL BACKFILL SHALL BE INSTALLED IN 6" TO 12" BALANCED LIFTS

MIN. 9" OF CLEARANCE SHALL BE PROVIDED ON EACH SIDE OF THE INSTALLED PIPE

DEPTH OF BEDDING MATERIAL BELOW PIPE

D	(d) MIN.
27" & SMALLER	3"
30" TO 60"	4"
66" & LARGER	6"

LEGEND
Bc = OUTSIDE DIAMETER
D = INSIDE DIAMETER
d = DEPTH OF BEDDING MATERIAL BELOW PIPE

REINFORCED CONCRETE PIPE TRENCH DETAIL
WITHIN 5 FEET OF PAVEMENT
DRAWING NOT TO SCALE

MADISON COUNTY HIGHWAY ENGINEER'S OFFICE

APPROVED: MADISON COUNTY ENGINEER DATE
APPROVED: MADISON COUNTY BOARD OF COMMISSIONERS DATE
REVISED:
STANDARD DETAIL
RCPTRENCH3.DWG

E-54

STANDARD DETAIL – MADISON COUNTY, INDIANA

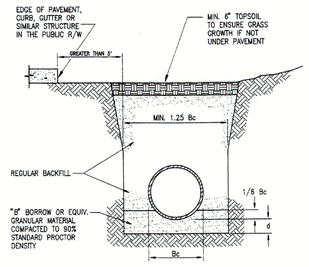

GREATER THAN 5' FROM EDGE OF PAVEMENT

NOTE:
ALL BEDDING & INITIAL BACKFILL SHALL BE INSTALLED IN 6" TO 12" BALANCED LIFTS

MIN. 9" OF CLEARANCE SHALL BE PROVIDED ON EACH SIDE OF THE INSTALLED PIPE

DEPTH OF BEDDING MATERIAL BELOW PIPE

D	(d) MIN.
27" & SMALLER	3"
30" TO 60"	4"
66" & LARGER	6"

LEGEND
Bc = OUTSIDE DIAMETER
D = INSIDE DIAMETER
d = DEPTH OF BEDDING MATERIAL BELOW PIPE

REINFORCED CONCRETE PIPE TRENCH DETAIL
OUTSIDE 5 FEET OF PAVEMENT
DRAWING NOT TO SCALE

MADISON COUNTY HIGHWAY ENGINEER'S OFFICE

APPROVED: MADISON COUNTY ENGINEER DATE
APPROVED: MADISON COUNTY BOARD OF COMMISSIONERS DATE
REVISED:
STANDARD DETAIL
RCPTRENCH1.DWG

E-53

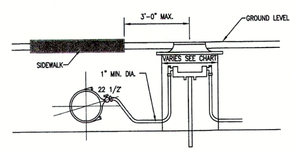

NOTES
1. PITS SHALL BE MID STATES WHITE INTERIOR OR SONOLOC RIBBED TYPE OR APPROVED EQUAL MADE OF WHITE PLASTIC.
2. COVER SHALL BE LOCKING TYPE SINGLE LID, 4" RISE, SMALL OPERATING NUT, LID MUST HAVE HOLE FOR METER.
3. METER SETTING SHALL BE SET UP WITH 3/4" METER BAR WITH PRONGS TO SUPPORT THE METER. A YOKE VALVE SHALL BE INSTALLED ON ONE END OF THE BAR AND A CHECK VALVE ON THE SIDE GOING TO THE HOUSE. BAR TO BE AT A DEPTH OF 18" (32")
4. SERVICE LINES SHALL BE POLYETHYLENE TUBING, 200 PSI.
5. BURY TRACING WIRE WITH ALL PLASTIC LINES.
6. CORPORATION STOP & SADDLES SHALL BE INSTALLED ON ALL TAPS AT A 22 1/2° ANGLE.
7. SERVICE LINES SHALL HAVE COMPRESSION FITTINGS FOR 3/4" CTS OR EQUIVALENT ON ALL CONNECTIONS.
8. PITS TO BE SET AT NO MORE THAN 3 FEET INSIDE THE SIDEWALK.
9. PITS ARE TO BE AT A DEPTH OF 36".
10. CONTRACTOR MUST FURNISH SUBMITALS ON ALL MATERIAL TO BE INSTALLED.
11. ANY SUBSTITUTIONS MUST BE APPROVED.

METER SIZE	MINIMUM METER PIT SIZE
5/8" x 3/4"	20" DIAMETER
3/4"	20" DIAMETER
1"	24" DIAMETER
1 1/2"	30" DIAMETER
2"	30" DIAMETER

WATER METER DETAIL

NOT TO SCALE

TRIAD ASSOCIATES INC.
8604 LAWTON LOOP EAST DRIVE
INDIANAPOLIS, INDIANA 46216
PHONE: 317-377-5224 FAX: 317-377-5241

DETAIL 5F

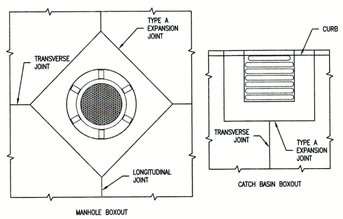

1. ALL CATCH BASINS SHALL BE SEPARATED FROM THE PAVEMENT AND CURB BY BOXING OUT AROUND BASIN AS SHOWN ABOVE. EXPANSION JOINT MATERIAL SHALL EXTEND COMPLETELY THROUGH CURB AND SLAB. MANHOLE CASTINGS WITHIN THE PAVEMENT LIMITS SHALL BE BOXED IN LIKE MANNER EXCEPT WHEN TELESCOPING-TYPE CASTINGS ARE USED.
2. WHEN A JOINT FALLS WITHIN 5 FOOT OF OR CONTACTS BASINS, MANHOLES, OR OTHER STRUCTURES, SHORTEN ONE OR MORE PANELS EITHER SIDE OF OPENING TO PERMIT JOINT TO FALL ON ROUND STRUCTURES AND AT OR BETWEEN CORNERS OR RECTANGULAR STRUCTURES.

STRUCTURE DETAILS
SCALE: NONE

TRIAD ASSOCIATES INC.
8604 LAWTON LOOP EAST DRIVE
INDIANAPOLIS, INDIANA 46216
PHONE: 317-377-5224 FAX: 317-377-5241

2500-G

Plot Date: Sep 14, 2021 Plot Time: 10:53am File Name: W:\CalAtlantic Homes\2017-271-F Lennar- Springbrook Sec 6\Design\CAD\17271-F.Construction Details.dwg, Layout: C8.5 By: tsmith

REVISIONS

DATE	DESCRIPTION	BY

HWC ENGINEERING
INDIANAPOLIS - TERRE HAUTE
LAFAYETTE - MUNICE - NEW ALBANY
www.hwcengineering.com

SPRINGBROOK SECTION 6
CONSTRUCTION DETAILS

PRELIMINARY NOT FOR CONSTRUCTION

CHRISTOPHER K. LICHHORN REGISTERED No. 11400758 STATE OF INDIANA PROFESSIONAL ENGINEER

Kristopher K. Lichhorn

DRAWN BY TS/TD/GM/EW	JOB NUMBER 2017-271-F
CHECKED BY KE	
DATE SEPTEMBER 14, 2021	
SCALE AS SHOWN	
SHEET C8.5 CONSTRUCTION DETAILS	

© 2021