CONTRACTOR SHALL ADHERE AND REFERENCE THE CURRENT FALL CREEK REGIONAL WASTE DISTRICT STANDARDS FOR DESIGN AND CONSTRUCTION OF SANITARY SEWERS.

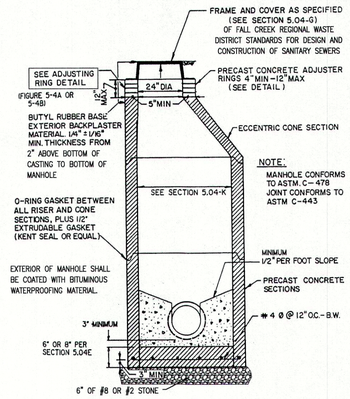

STANDARD MANHOLE FOR PIPE SIZES 8" thru 24" (Straight Thru)

FIGURE 5-1

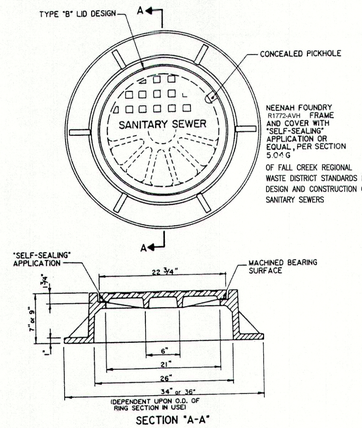

SANITARY SEWER MANHOLE
FRAME & COVER - STANDARD MANHOLE

FIGURE 5-7

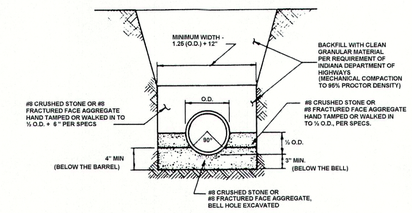

PIPE SIZE	8" TO 15"	18" & OVER
BEDDING BELOW THE PIPE BARREL	O.D. / 4 MIN. = 4"	O.D. / 4 MAX. = 8"

SEMI-RIGID PIPE BEDDING DETAIL
(PVC Composite Pipe & Ductile Iron Pipe)

FIGURE 7-2

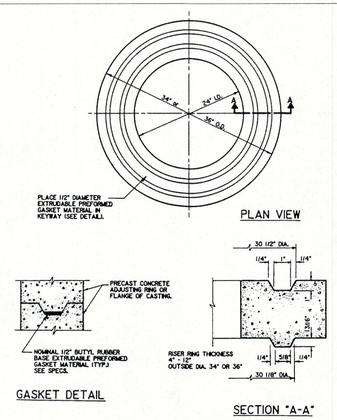

ADJUSTING RING

FIGURE 5-4A

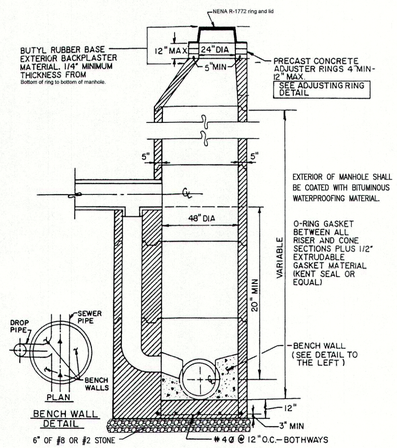

PRECAST DROP MANHOLE

FIGURE 5-8

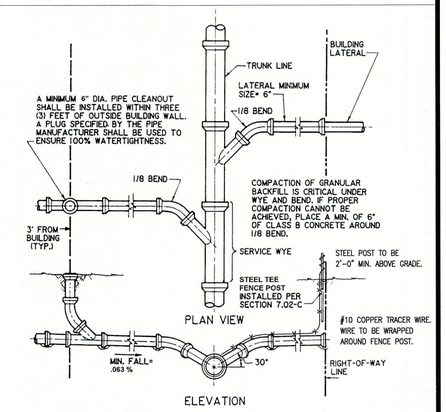

SERVICE CONNECTION FOR SHALLOW SEWERS
(LESS THAN 15' DEEP)

FIGURE 7-4

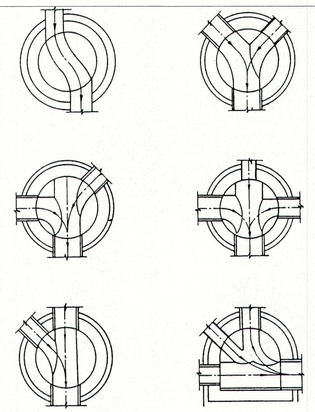

SANITARY SEWER
BENCH SLOPE= 1/2" PER FOOT

STANDARD MANHOLE BENCHES

FIGURE 5-6

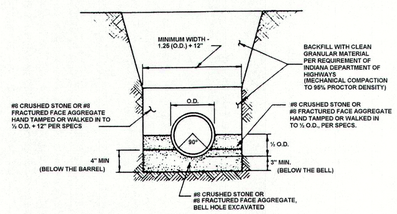

PIPE SIZE	8" TO 15"	18" & OVER
BEDDING BELOW THE PIPE BARREL	O.D. / 4 MIN. = 4"	O.D. / 4 MAX. = 8"

FLEXIBLE PIPE BEDDING DETAIL
PVC & HDPE Pipe

FIGURE 7-1

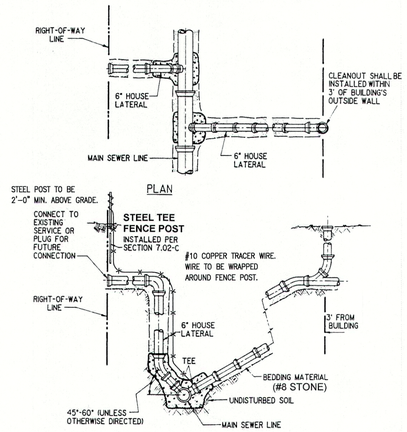

SERVICE CONNECTION FOR DEEP SEWERS
(15' DEEP AND OVER)

FIGURE 7-5

REVISIONS

DATE	DESCRIPTION	BY

HWC ENGINEERING
INDIANAPOLIS - TERRE HAUTE
LAFAYETTE - MUNCIE - NEW ALBANY
www.hwcengineering.com

SPRINGBROOK SECTION 3
CONSTRUCTION DETAILS

PRELIMINARY
NOT FOR CONSTRUCTION

KRISTOPHER K. EICHHORN
REGISTERED
No. 11400758
STATE OF INDIANA
PROFESSIONAL ENGINEER

Kristopher K. Eichhorn

DRAWN BY	JOB NUMBER
TS	2017-271-C
CHECKED BY	
KE	
DATE	
AUGUST 23, 2019	
SCALE	
AS SHOWN	
SHEET	
C8.6	
CONSTRUCTION DETAILS	

© 2019

Plot Date: Aug 26, 2019 Plot Time: 1:56pm File Name: W:\CalAtlantic Homes\2017-271-C CalAtlantic- Springbrook Sect 3\Design\CAD\17271-C.Construction Details.dwg, Layout: C8.6 By: keichhorn