



XW-1
48" X 48"
XW-1A
72" X 72"



XW-2
48" X 48"



XW-3
48" X 48"



XW-4
48" X 48"



XW-5
R & L
48" X 48"



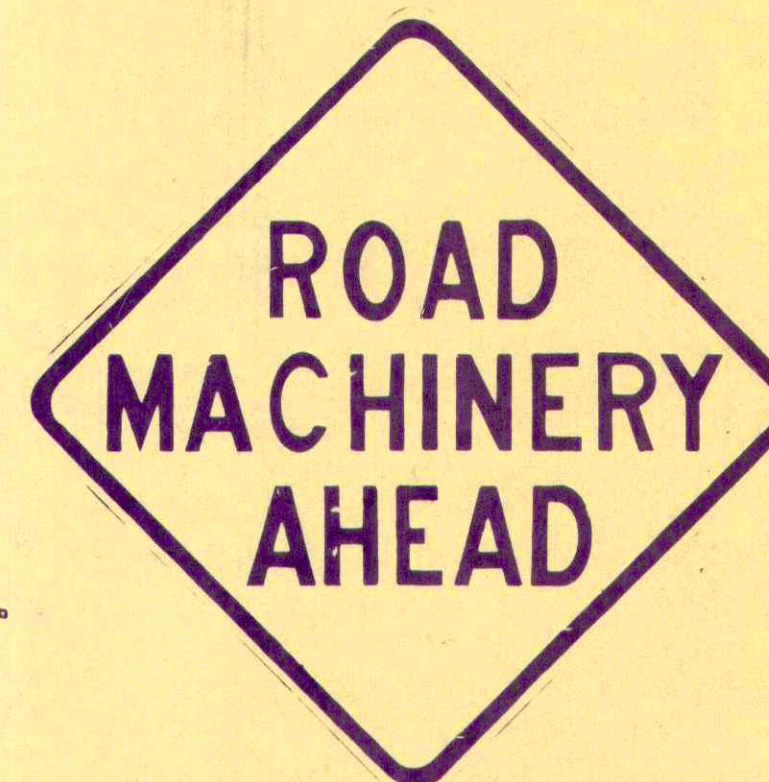
XW-7
48" X 48"




XW-8A
36" X 36"



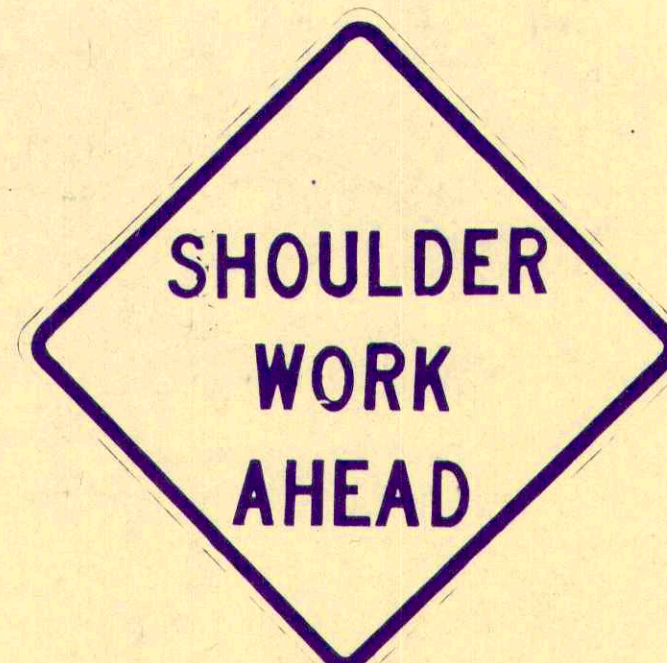

XW-9
30" X 30"
XW-9A
36" X 36"




XW-10A
48" X 48"



XW-11A
48" X 48"



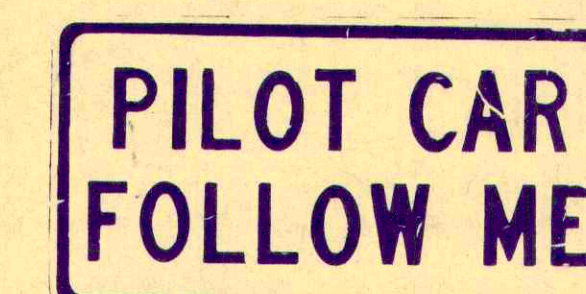
XW-12A
36" X 36"



XW-13A
36" X 36"



XW-63
48" X 48"




XM-4
36" X 18"

NOTE:
28" X 10" METAL PLATE, COVERED WITH FEDERAL ORANGE REFLECTIVE MATERIAL, WITH BLACK NUMERALS DESIGNATING PREDETERMINED DISTANCE, MAY BE ATTACHED OVER THE WORD "AHEAD" TO MORE SPECIFICALLY LOCATE THE SUBJECT HAZARD.



XM-1
60" X 36"




XM-2
60" X 24"




XM-120
30" X 24"
XM-120A
60" X 48"



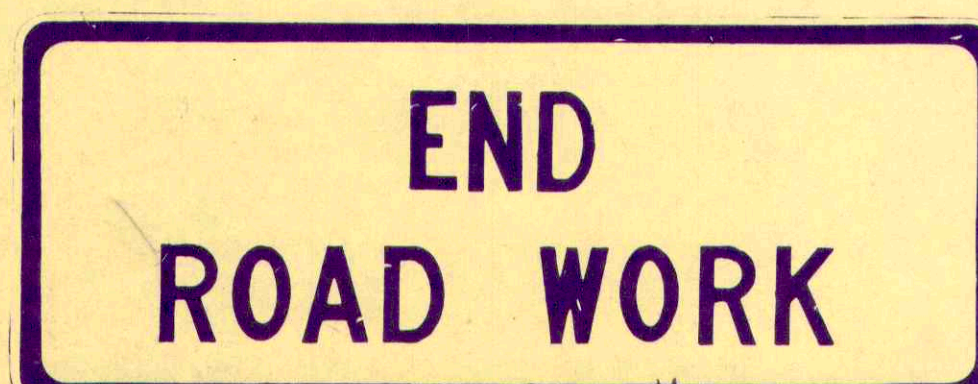
XM-20A
48" X 18"
R or L



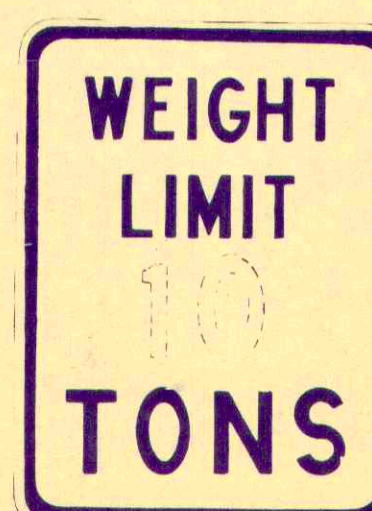
XR-1
48" X 30"



XR-2
60" X 30"



XM-3A
60" X 24"



R-34A
24" X 30"
R-34B
36" X 48"

NOTES:

- DESIGN DETAILS OF ALL SIGNS WILL BE FURNISHED ON WRITTEN REQUEST. THE BACKGROUND FOR WARNING AND GUIDE SIGNS, (XW AND XM SERIES) SHALL BE FEDERAL ORANGE. THE BACKGROUND FOR ALL OTHER SIGNS SHOWN (R-34A, XR-1, AND XR-2) SHALL BE WHITE. ALL LETTERING AND BORDERS SHALL BE BLACK, NEATLY DONE, AND OF THE SIZE AND TYPE SPECIFIED.
- ALL SIGNS ARE TO BE REFLECTORIZED BY USING REFLECTIVE SHEETING, AS SPECIFIED IN "INDIANA STANDARD SPECIFICATIONS", APPLIED TO THE ENTIRE BACKGROUND AREA OF THE SIGNS. THE REFLECTIVE SHEETING SHALL BE OF THE COLOR INDICATED IN THE DESIGN DETAILS.
- ALL SIGNS SHALL BE MOUNTED IN SUCH A MANNER THAT THE VERTICAL DISTANCE BETWEEN THE BOTTOM OF THE SIGN AND THE EDGE OF THE PAVEMENT SHALL BE NOT LESS THAN 5 FEET AND THE HORIZONTAL DISTANCE FROM THE EDGE OF PAV'T TO THE EDGE OF SIGN SHALL NOT BE LESS THAN 12 FEET (R/W PERMITTING) OR 6 FEET FROM THE EDGE OF A PAVED SHOULDER.
- SIGN NO. XW-10A SHALL BE PLACED AS DIRECTED BY THE ENGINEER WHERE ROAD MACHINERY IS OPERATING ON OR ACROSS PAVEMENT OPEN TO TRAFFIC, ALL AS PROVIDED BY THE SPECIFICATION.
- THE FOLLOWING SIGNS XW-7, XW-8, XW-9, XW-10A AND XW-13 SHALL BE REMOVED, COVERED OR TURNED TO FACE AWAY FROM THE ROADWAY DURING NON-WORKING HOURS. ALL OTHER SIGNS SHALL BE REMOVED, COVERED OR TURNED TO FACE AWAY FROM THE ROADWAY WHEN THE MESSAGE IS NOT APPLICABLE.
- SIGNS CAN BE ORDERED TO READ, 500FT, 1000FT, OR 1500FT, IN PLACE OF THE WORD "AHEAD". THESE SIGNS CAN BE USED IN PLACE OF OR IN CONJUNCTION WITH SIGNS XW-1, 2, 3, 4, 5, 6, 8, 7.

STANDARD DETOUR SIGNS

STATE OF INDIANA

APRIL 1972



RECOMMENDED FOR APPROVAL

APPROVED

APPROVED

ENGINEER OF TRAFFIC
CHIEF-DIVISION OF TRAFFIC

CHIEF HIGHWAY ENGINEER

REVISIONS
11-172 XW163A
4-27-73 5 6 7 8 9 10

SHEET
3
DETOURS