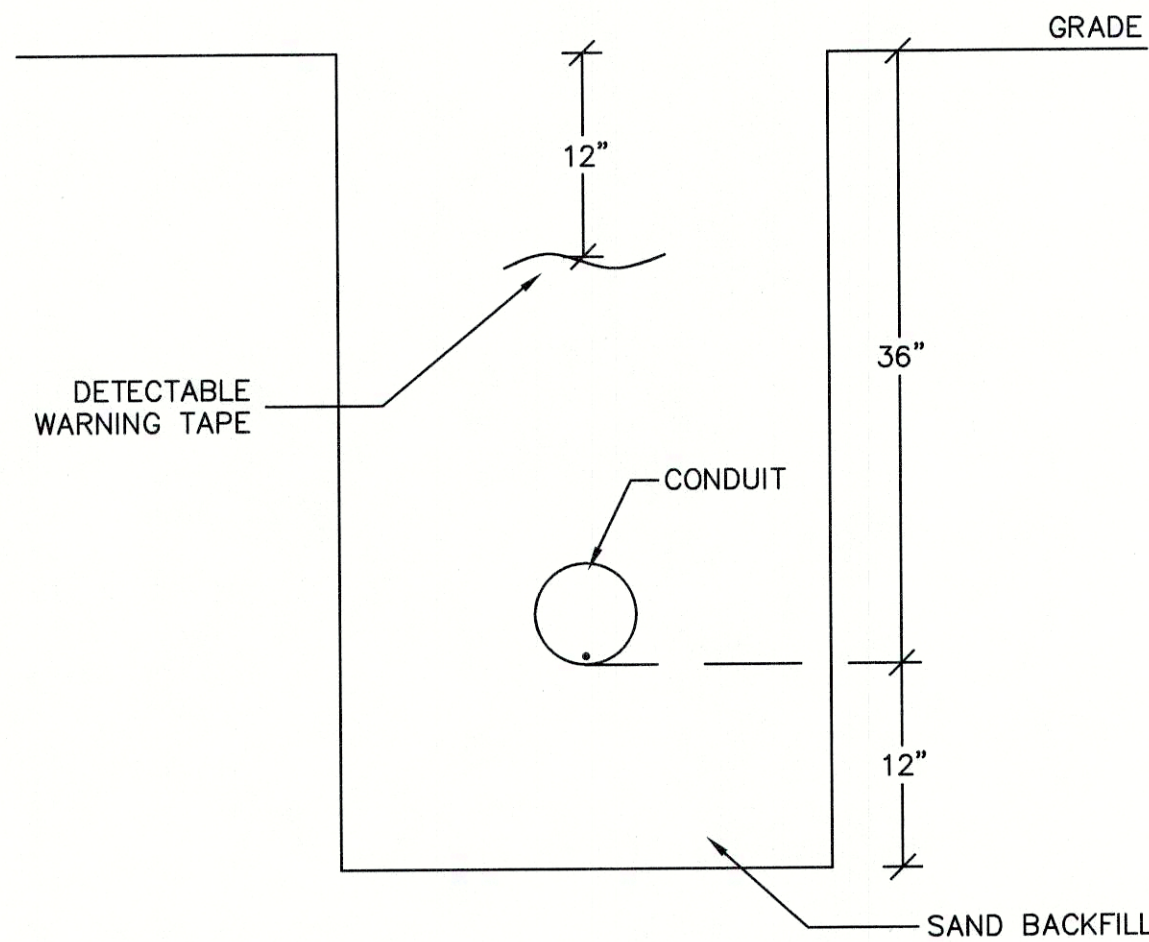
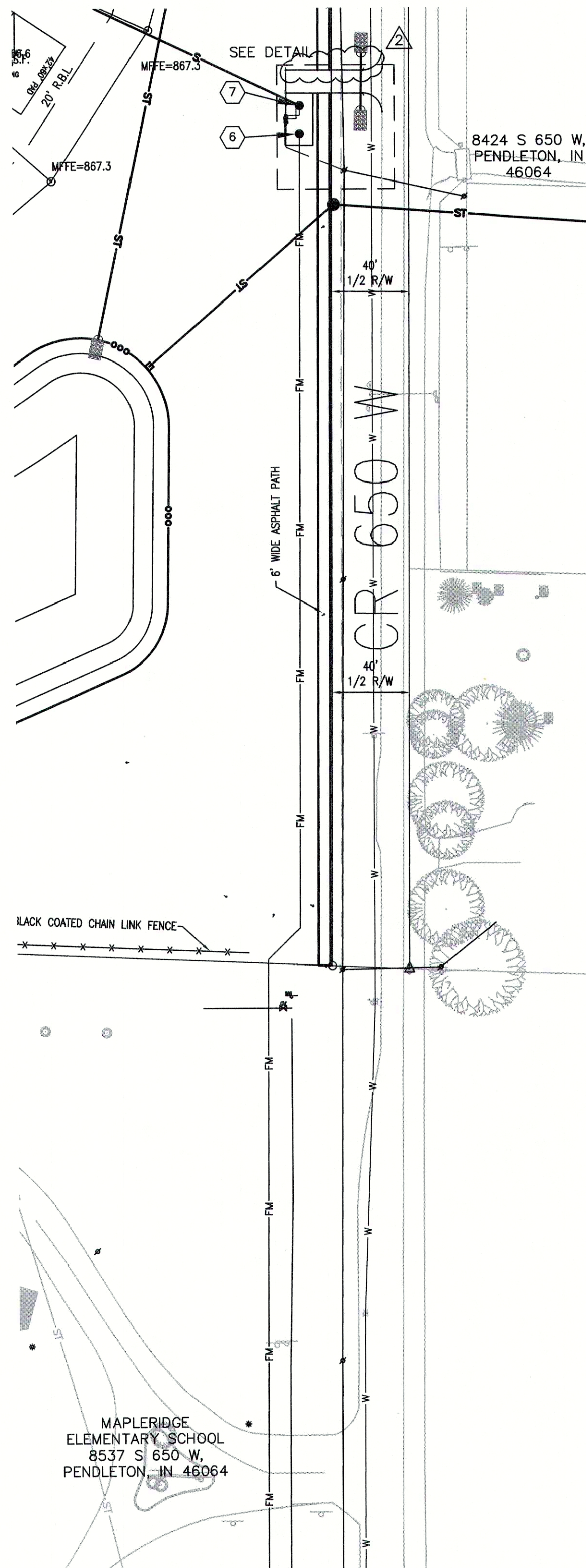


Plot Date: Mar 27, 2018 Plot Time: 9:11pm File Name: Y:\Indy North Projects\2018\2018104 Maple Trails LS PW\05.3.dwg, Layout: Layout1 By: elzlm



ELECTRICAL SERVICE LATERAL DUCT BANK
NO SCALE



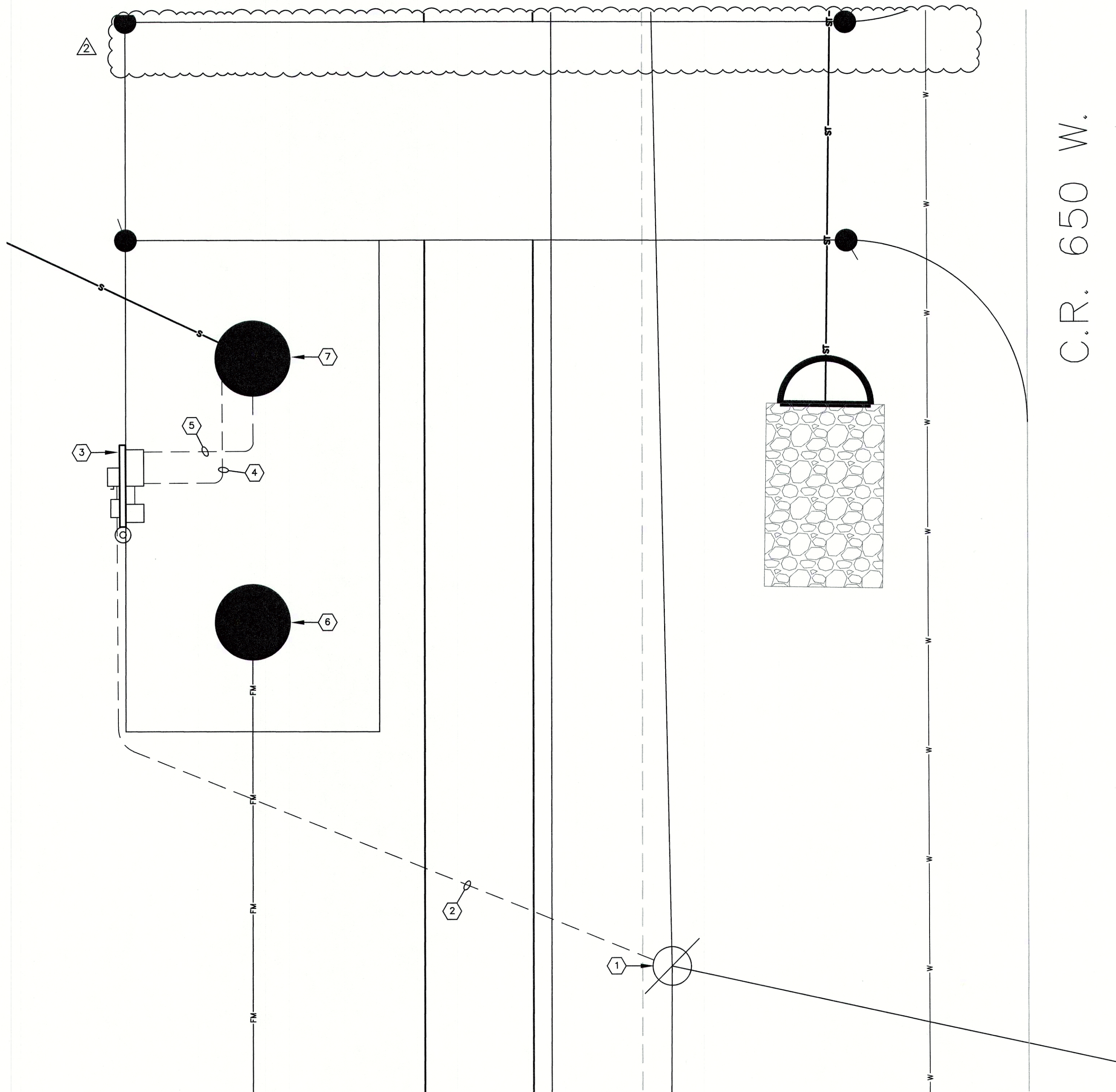
NEW ELECTRICAL SITE PLAN
SCALE: 1" = 50'-0"

GENERAL ELECTRICAL NOTES:

1. CONTRACTOR SHALL COORDINATE ALL REQUIREMENTS FOR NEW SERVICE WITH LOCAL UTILITY. UTILITY FEES TO BE INCLUDED BY CONTRACTOR.
- ERIC LONG - O: 317-776-5336 C: 765-278-8257, Eric.Long@duke-energy.com
2. SEE ONE LINE DIAGRAM FOR ADDITIONAL DETAILS AND REQUIREMENTS.
3. PROVIDE LINK SEAL WITH STAINLESS HARDWARE FOR ALL CONDUIT PENETRATIONS INTO LIFT STATION WET WELL.
4. PROVIDE STAINLESS STEEL HARDWARE FOR ALL EQUIPMENT INSTALLED IN WET WELL; THIS INCLUDES BUT NOT LIMITED TO KELLEM'S CABLE GRIPS, CABLE RACKS, MOUNTING BRACKETS, BOLTS AND NUTS.
5. WET WELL CLASSIFICATION IS CLASS 1 DIVISION 2 GROUP D; ALL WIRING METHODS SHALL COMPLY.
6. WITHIN A 5' RADIUS OF ANY VENTED OPENING ATTACHED TO THE WET WELL SHALL BE CLASS 1 DIVISION 2 GROUP D RATED.

ELECTRICAL KEYED NOTES:

1. EXISTING UTILITY POLE, TO REMAIN, MOUNT NEW UTILITY METER TO EXISTING POLE. COORDINATE WITH UTILITY FOR EXACT REQUIREMENTS.
2. NEW UNDERGROUND FEEDER FROM POLE TO NEW METER, TO NEW 120/240V 3 PHASE MAIN SERVICE DISCONNECT MOUNTED ON NEW ELECTRICAL EQUIPMENT RACK; SEE ONE-LINE DIAGRAM AND ELECTRIC SERVICE LATERAL DUCT BANK DETAIL.
3. NEW ELECTRICAL EQUIPMENT RACK, INCLUDES:
- NEW METER
- NEW 120/240V 3PH MAIN SERVICE DISCONNECT
- NEW PUMP CONTROL PANEL
- NEW REMOTE TELEMETRY PANEL (SEE SHEET E4 FOR RACK DETAILS)
4. NEW PUMP #1 POWER AND CONTROLS, PUMP #2 POWER AND CONTROLS, AND FLOAT SENSOR CONTROL CIRCUITS, IN 4" C; SEE ONE-LINE DIAGRAM.
5. NEW LEVEL SENSOR CONTROL CIRCUIT IN 4" C. MAINTAIN MINIMUM 3' CLEARANCE FROM POWER CONDUIT; WHEN CROSSING OVER POWER CONDUITS IT SHALL BE AT 90 DEGREE ANGLES. SEE ONE-LINE DIAGRAM.
6. NEW VALVE VAULT.
7. NEW WET WELL.



LIFT STATION PLAN VIEW
SCALE: 1/4" = 1'-0"

REVISIONS

DATE	DESCRIPTION	BY
3/23/18	FORWD REVIEW	EKZ



MAPLE TRAILS
SECTION 1
LIFT STATION
ELECTRICAL PLAN AND SECTION



DRAWN BY EKZ	JOB NUMBER 2017-085-A
CHECKED BY ES	
DATE FEBRUARY 15, 2018	
SCALE AS SHOWN	
SHEET	

C5.3

ELECTRICAL LIFT STATION
PLAN AND SECTION