




XW-14
48"X48"



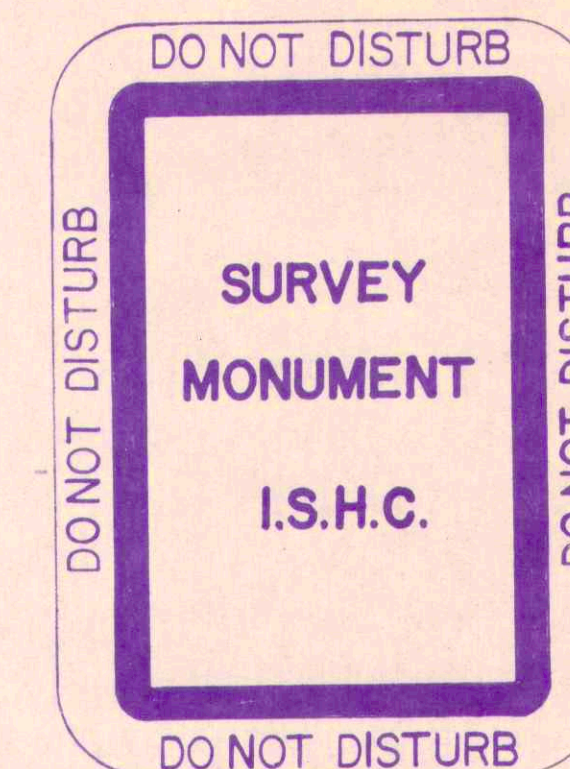
XW-44
36"X36"
XW-44A
48"X48"



XW-45
36"X36"
XW-45A
48"X48"



XW-50
60"X60"



D-25
9"X12"




XW-103
48"X48"



XW-105
48"X48"



XW-34
36"X36"



XW-43
36"X36"



XW-37
36"X36"
XW-37A
48"X48"



XW-51
60"X24"
TO BE USED BELOW A "XW-50" SIGN ONLY.

SIGN NUMBER	SIGN MESSAGE	SIGN SIZE	SIGN COLOR		BORDER WIDTH	MARGIN WIDTH	LETTER HEIGHT SERIES-LINE 1	LETTER HEIGHT SERIES-LINE 2	LETTER HEIGHT SERIES-LINE 3	LETTER HEIGHT SERIES-LINE 4	CORNER RADIUS	METHOD OF POST MOUNTING	
			BACKGROUND	COPY								SINGLE POST	DUAL POSTS
XW-14	BRIDGE OUT	48"X48"	ORANGE	BLACK	1-1/4"	3/4"	10" - SERIES "C"	10" - SERIES "C"			3"		X
D-25	SURVEY MONUMENT MARKER	9"X12"	WHITE	BLACK	1"	1/2"	1/2" - SERIES "D"	1" - SERIES "B"	1" - SERIES "B"	1" - SERIES "B"	1-1/2"	X	
XW-34	PAVEMENT ENDS	36"X36"	ORANGE	BLACK	7/8"	5/8"	6" - SERIES "C"	6" - SERIES "C"			2-1/4"		X
XW-37	RIGHT (LEFT) LANE ENDS	36"X36"	ORANGE	BLACK	7/8"	5/8"	6" - SERIES "D"	6" - SERIES "D"	6" - SERIES "D"		3"		X
XW-37A	RIGHT (LEFT) LANE ENDS	48"X48"	ORANGE	BLACK	1-1/4"	3/4"	8" - SERIES "D"	8" - SERIES "D"	8" - SERIES "D"		2-1/4"		X
XW-43	UTILITY WORK AHEAD	36"X36"	ORANGE	BLACK	7/8"	5/8"	6" - SERIES "D"	6" - SERIES "D"	6" - SERIES "D"		2-1/4"		X
XW-44	MOWING CREWS AHEAD	36"X36"	ORANGE	BLACK	7/8"	5/8"	6" - SERIES "C"	6" - SERIES "C"	6" - SERIES "C"		3"		X
XW-44A	MOWING CREWS AHEAD	48"X48"	ORANGE	BLACK	1-1/4"	3/4"	8" - SERIES "C"	8" - SERIES "C"	8" - SERIES "C"		2-1/4"		X
XW-45	MOWING CREWS NEXT _____ MILES	36"X36"	ORANGE	BLACK	7/8"	5/8"	6" - SERIES "C"	6" - SERIES "C"	4" - SERIES "C"	4" - SERIES "C"	2-1/4"		X
XW-45A	MOWING CREWS NEXT _____ MILES	48"X48"	ORANGE	BLACK	1-1/4"	3/4"	8" - SERIES "C"	8" - SERIES "C"	6" - SERIES "C"	6" - SERIES "C"	3"		X
XW-50	SLOWED OR STOPPED TRAFFIC AHEAD	60"X60"	ORANGE	BLACK	1-1/4"	3/4"	6" - SERIES "C"	6" - SERIES "C"	6" - SERIES "C"	6" - SERIES "C"	1-1/2"		X
XW-51	OVERHEAD SIGN INSTALLATION	60"X24"	ORANGE	BLACK	5/8"	3/8"	6" - SERIES "C"	6" - SERIES "C"			3"		X
XW-103	ALL TRAFFIC EXIT	48"X48"	ORANGE	BLACK	1-1/4"	3/4"	8" - SERIES "D"	8" - SERIES "D"	8" - SERIES "D"		3"		X
XW-105	ROAD REPAIRS NEXT _____ MILES	48"X48"	ORANGE	BLACK	1-1/4"	3/4"	8" - SERIES "C"	8" - SERIES "C"	6" - SERIES "C"	6" - SERIES "C"	3"		X

GENERAL NOTES:

1. SIGN LETTERING SHALL BE IN CLEAR OPEN CAPITAL LETTERS OF THE TYPE APPROVED BY THE JOINT COMMITTEE ON UNIFORM TRAFFIC CONTROL DEVICES AND ITS SPONSORING AGENCIES. COMPLETE DETAILS MAY BE FOUND IN THE FEDERAL HIGHWAY ADMINISTRATION STANDARD ALPHABETS FOR HIGHWAY SIGNS, COPIES MAY BE OBTAINED BY WRITING THE "FEDERAL HIGHWAY ADMINISTRATION", DEPARTMENT OF TRANSPORTATION, WASHINGTON, D.C. 20025.

2. THESE SIGN DESIGN DETAILS TO BE USED WITH THE STANDARD DETOUR SIGN SHEETS.

3. ALL SIGNS SHALL BE MOUNTED IN SUCH A MANNER THAT THE VERTICAL DISTANCE BETWEEN THE BOTTOM OF THE SIGN AND THE EDGE OF THE PAVEMENT SHALL BE NOT LESS THAN 5 FEET AND THE HORIZONTAL DISTANCE FROM THE EDGE OF PAVT. TO THE EDGE OF SIGN SHALL NOT BE LESS THAN 12 FEET (R/W PERMITTING) OR 6 FEET FROM THE EDGE OF A PAVED SHOULDER.

4. ALL WARNING SIGNS USED FOR CONSTRUCTION AND MAINTENANCE SHALL BE BLACK ON FEDERAL ORANGE (HIGH INTENSITY) REFLECTIVE SHEETING.

5. ALL SIGNS WITH WHITE BACKGROUND SHALL HAVE ENCLOSED LENS REFLECTIVE SHEETING (ENGINEER GRADE)

REVISIONS	
DATE	REMARKS
10-28-75	XW-43
5-1-76	XW-43
6-1-76	NEW M.U.T.C.D.
4-1-77	NOTES 3,4&5

STANDARD DETOUR SIGNS STATE OF INDIANA FEBRUARY 1975

RECOMMENDED for APPROVAL *Frank E. Donaldson*
ENGINEER OF TRAFFIC DESIGN & CONSTRUCTION

APPROVED *[Signature]*
CHIEF, DIVISION OF TRAFFIC

APPROVED *[Signature]*
CHIEF, HIGHWAY ENGINEER

RECORD DRAWING

SHEET
3A
DETOURS

64A