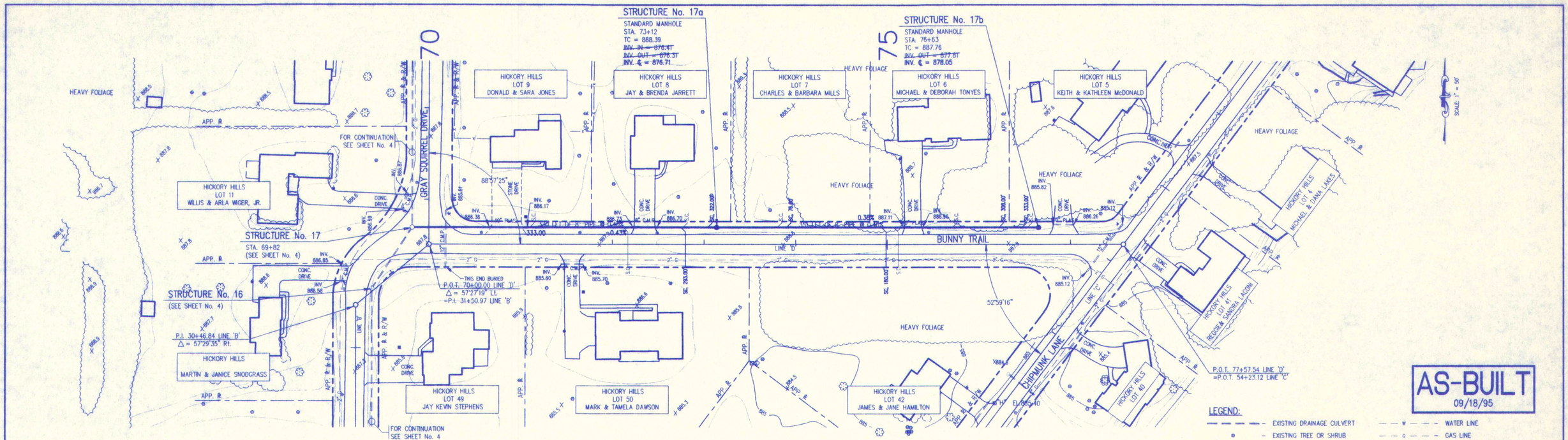

AS-BUILT
09/18/95

LEGEND:

- EXISTING DRAINAGE CULVERT
- EXISTING TREE OR SHRUB
- PROPOSED SANITARY MANHOLE
- PROPOSED SANITARY SEWER
- EXISTING SIGN
- EXISTING MAILBOX
- RIGHT OF WAY
- PROPERTY LINE
- SC — AS-DESIGNED LATERAL LOCATION
- SC, 301.50' — AS-BUILT LATERAL LOCATION (CONTRACT II SEWER LATERALS ARE 4 TO 5 FEET DEEP AT R/W LINE)
- W — WATER LINE
- G — GAS LINE
- EXISTING UTILITY POLE W/GUY
- EXISTING UTILITY POLE
- WATER WELL
- EXISTING FENCE LINE
- EXISTING ELECTRIC TRANSFORMER

NOTE:
ALL AS-BUILT SEWER LATERALS ARE MEASURED FROM DOWN STREAM MANHOLE

SCALE:
HORIZONTAL: 1" = 50'
VERTICAL: 1" = 5'

TBM #3 = PK NAIL @ STA. 30+46.84 LINE 'B' EL. 887.55
TBM #4 = RR SPIKE @ STA. 31+50.97 LINE 'B' EL. 887.80
TBM #6 = RR SPIKE @ STA. 54+23.12 LINE 'C' EL. 887.29

GENERAL NOTES:

1. CONTRACTOR SHALL FIELD VERIFY ALL UTILITY LOCATIONS PRIOR TO CONSTRUCTION.
2. CONTRACTOR SHALL VISIT THE SITE PRIOR TO PLACING BID TO BECOME FAMILIAR WITH EXISTING CONDITIONS.
3. CONTRACTOR SHALL RESTORE ALL DISTURBED AREAS TO AT LEAST PRE-CONSTRUCTION CONDITIONS.
4. ALL PROPOSED MANHOLE CASTING ELEVATIONS SHOWN ARE APPROXIMATE AND FOR INFORMATION ONLY. THE CONTRACTOR IS RESPONSIBLE FOR CONSTRUCTING CASTINGS FLUSH WITH FINISH GRADE OR STREET GRADE. CASTINGS LOCATED IN DRAINAGE DITCHES SHALL BE SET HIGHER THAN INVERT OF DRAINAGE DITCH.
5. CONTRACTOR SHALL MAINTAIN A SEPARATION BETWEEN EXISTING WATER LINES AND SEWERS OF 18" VERTICALLY AND 10'-0" HORIZONTALLY. PRESSURE RATED SEWER PIPE AS SPECIFIED SHALL BE USED WHEN THIS SEPARATION CAN'T BE MAINTAINED.
6. FULL DEPTH COMPACTED GRANULAR FILL SHALL BE USED UNDER ALL PAVEMENT (I.E. DRIVES, WALKS, STREETS, ETC.) OR WHEN SEWER TRENCH IS WITHIN 3 FEET OF PAVEMENT. ALL PAVEMENT CROSSINGS REQUIRE SAW CUTTING.
7. CONTRACTOR SHALL PROVIDE EACH HOUSE OR BUSINESS IN THE SERVICE AREA WITH A 6-INCH PVC SDR-35, SERVICE CONNECTION TO THE RIGHT-OF-WAY LINE. THE CONTRACTOR SHALL COORDINATE THE SERVICE LOCATION WITH THE PROPERTY OWNER.
8. CONTRACTOR SHALL GRADE ALL DISTURBED AREAS TO ALLOW PROPER DRAINAGE.
9. CONTRACTOR SHALL PROTECTAND REINSTALL ALL DISTURBED MAILBOXES.

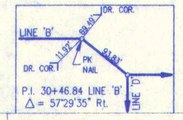

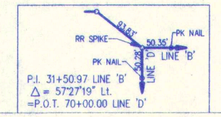

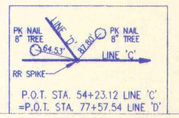

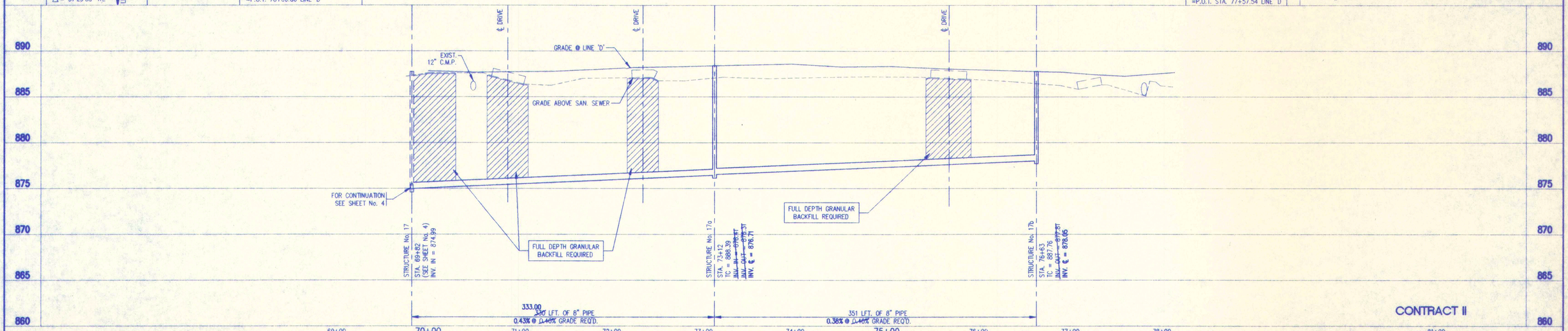

SURVEY LINE "D"

CONTRACT II

NO.	DATE	DESCRIPTION	BY

FILE NAME: 94025AB6 | PLOT SCALE: 1=50 | PLOT DATE: 11/03

TRIAD ASSOCIATES INC.
INDIANAPOLIS, INDIANA

APPROVED BY: JAMES W. FRAZELL REGISTERED No. 17208 STATE OF INDIANA PROFESSIONAL ENGINEER
James W. Frazell, P.E.

FALL CREEK REGIONAL WASTE DISTRICT
HICKORY HILLS SUBDIVISION

PROPOSED SANITARY SEWER PLAN

DRAWN BY:	DATE 04/20/94	PROJECT No.	SHEET No.
DAP	SCALE AS NOTED	94025	6 OF 13
DESIGNED BY: Robert P. Walker			
CHECKED BY: James W. Frazell, P.E.			