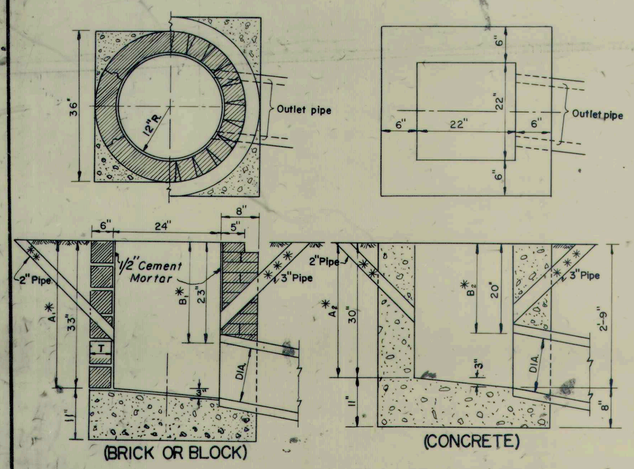

NOTE:- Use of Brick, Block or Concrete permissible.

Type A

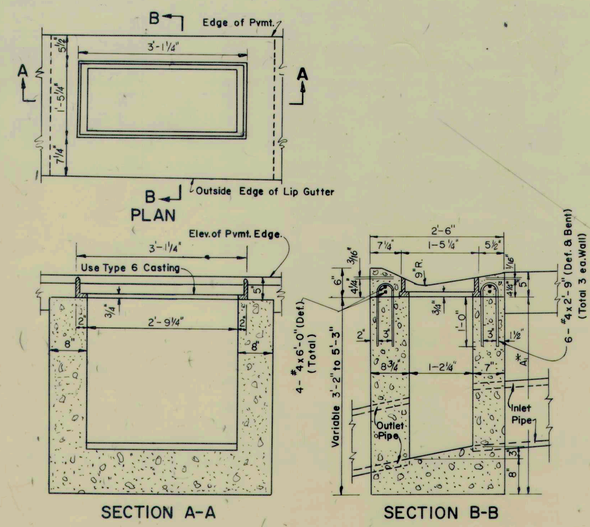

Type D (Conc.)

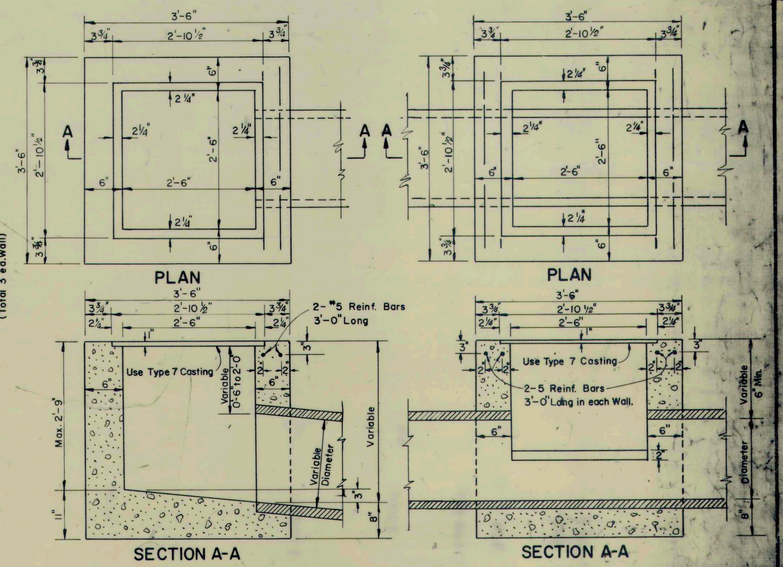

Type E (Conc.)

Type F (Conc.)

* In special cases or where inlet pipe is required dimensions A_1, B_1, A_2 & B_2 shall be increased or decreased 12", as directed.

** 2" Pipe drain from bottom of curb to inlet. Aggregate to be placed around inlet end of pipe.

*** 3" Min. Dia. Pipe to be kept open for drainage of subgrade or base until surface is placed

NOTE:
T = 8" For Brick Structure
T = 6" For Segmental Block Structure

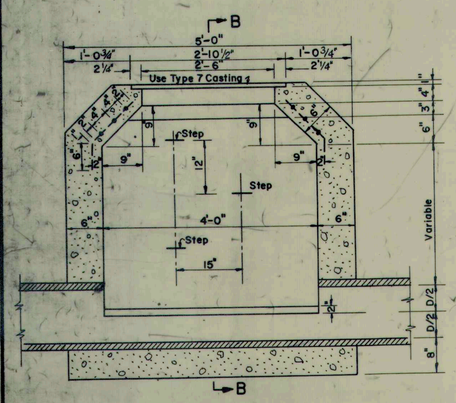

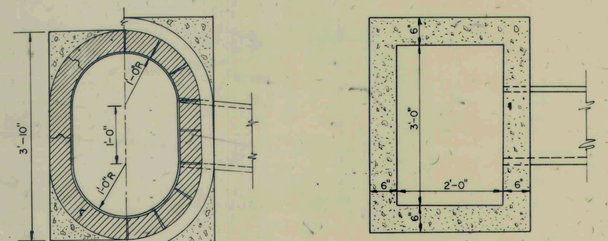

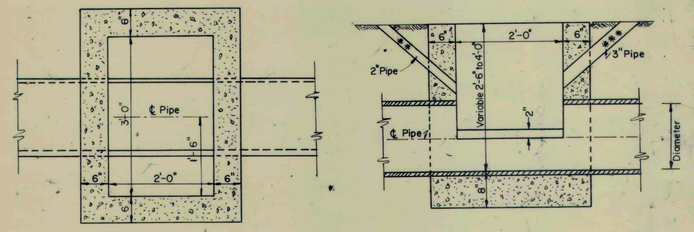

Type M (Conc.)

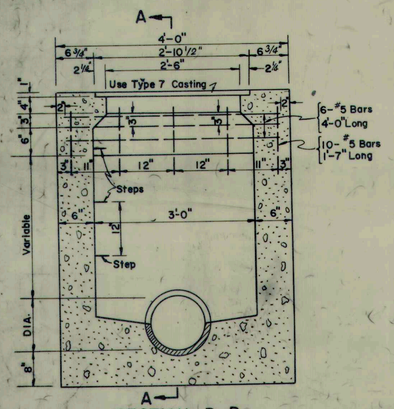

Type G (Conc.)

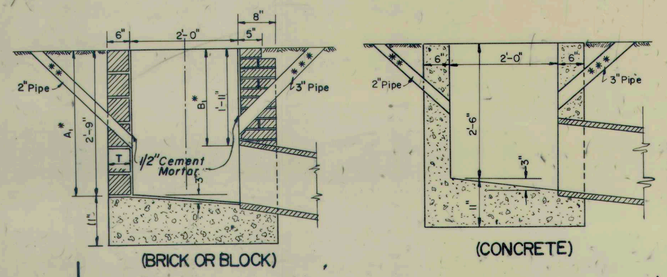

NOTE:- Use of Brick, Block or Concrete permissibe.

Type J

NOTE:
THE CONTRACTOR MAY BE PERMITTED TO PRECAST INLETS SUBJECT TO THE APPROVAL OF THE ENGINEER AND IN ACCORDANCE WITH THE STANDARD SPECIFICATIONS.

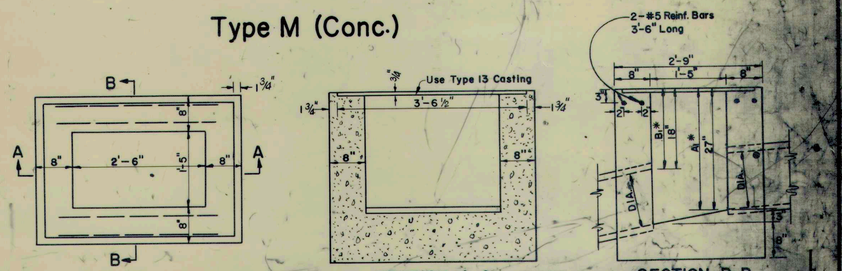

Type R (Conc.)

INLETS

SCALE:- 3/4" = 1'-0"

MISCELLANEOUS STANDARDS
STATE OF INDIANA
DEC. 1964

RECOMMENDED FOR APPROVAL C. J. Kunselhacker
ENGINEER OF PLANS & SPECIFICATIONS

APPROVED W. W. Sherrick
CHIEF DIVISION OF DESIGN

APPROVED L. E. Allbaugh
CHIEF ENGINEER

REVISIONS	
8-31-65	TYPE "R"
10-8-65	TYPE "M"
5-6-68	TYPE "M & J"
4-1-70	REMOVAL OF TYPE "C" & "L"
10-1-70	1/2" MORTAR
3-1-71	NOTE

SHEET M D

November 6, 1961

RECORD DRAWING SHEET NO. 95

10