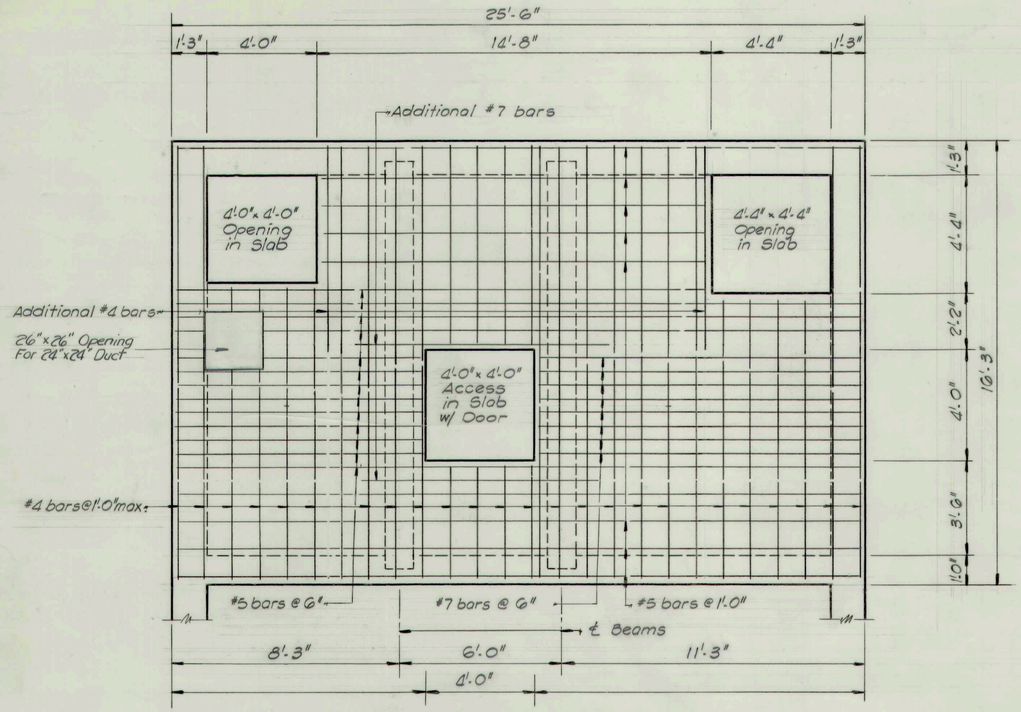

ENTRANCE LEVEL SLAB PLAN

SHOWING BOTTOM REINFORCING

Scale : 3/8" = 1'-0"

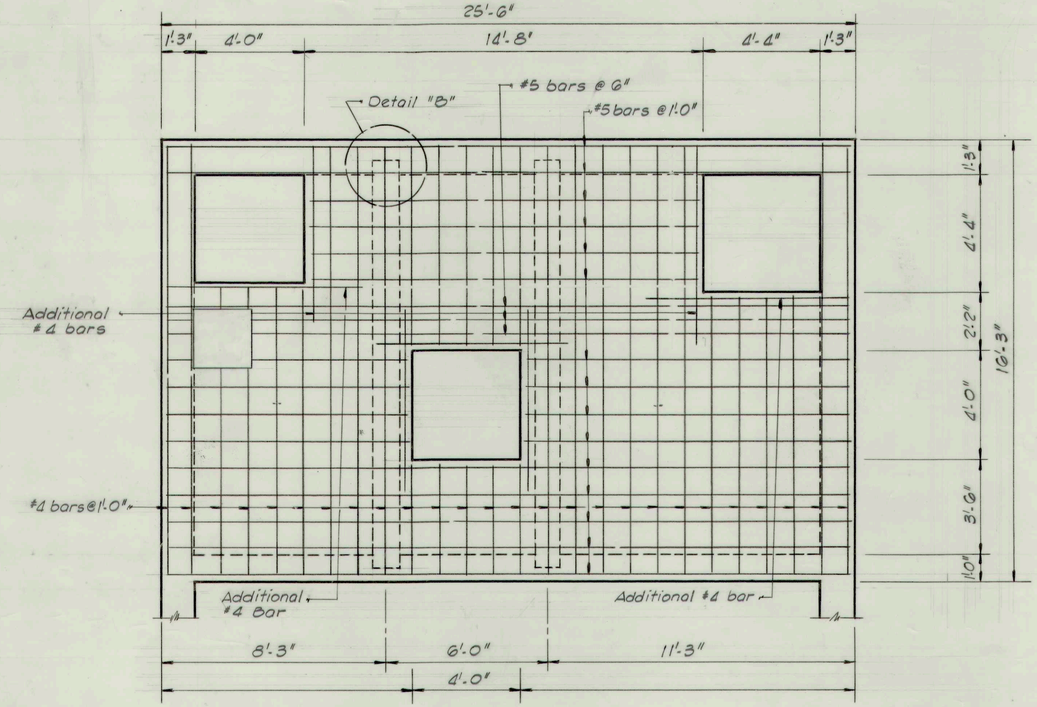

ENTRANCE LEVEL SLAB PLAN

SHOWING TOP REINFORCING

Scale : 3/8" = 1'-0"

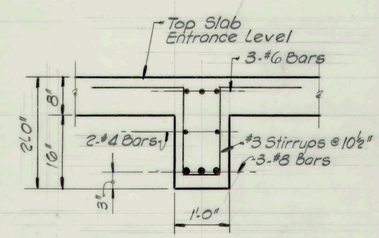

TYPICAL BEAM SECTION

Scale : 3/4" = 1'-0"

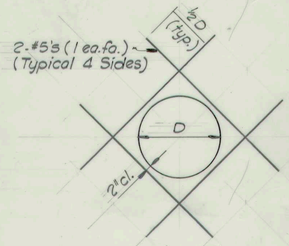

TYPICAL WALL OPENING REINFORCING DETAIL

No Scale

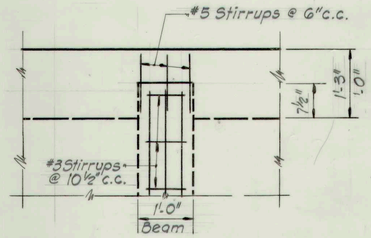

DETAIL "B"

Scale : 3/4" = 1'-0"

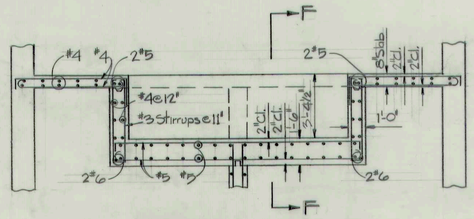

SECTION E-E

SCALE 1/4" = 1'-0"

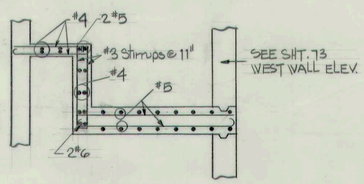

SECTION F-F

SCALE 1/4" = 1'-0"

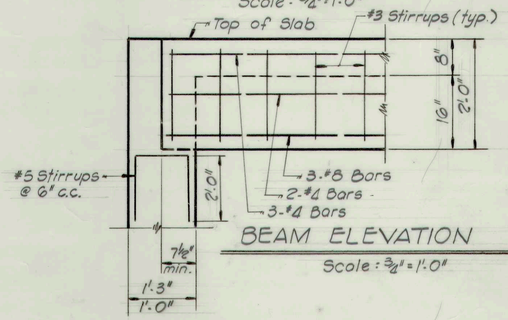

BEAM ELEVATION

Scale : 3/4" = 1'-0"

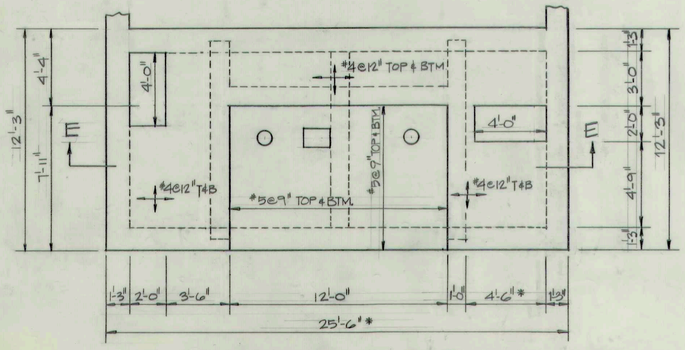

COMMINUTOR SLAB PLAN

SCALE 1/4" = 1'-0"

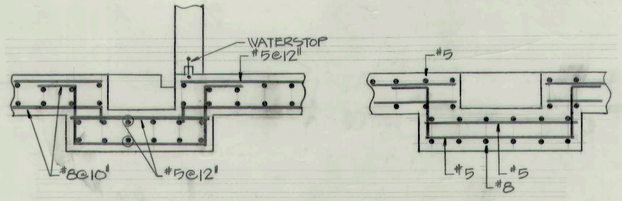

SUMP PIT SECTIONS

SCALE 3/8" = 1'-0"

RECORD DRAWING

REV. 12-2-84 * DENOTES DIMENSIONS INCREASED BY 6" RJ
REV. 11-4-83 DUCT OPENINGS, RE-BAR.

ERIC RESKE REGISTERED No. 13442 STATE OF INDIANA PROFESSIONAL ENGINEER

REFORMATORY LIFT STATION STRUCTURAL AND DETAILS

Scale: As Noted	FALL CREEK R.W.D.	Sheet
Drawn By: D.G.	BEAM, LONGEST & NEFF	74
Designed By: R.F.S.	Consulting Engineers 8136 Castleton Road Indianapolis In. 46250	
Certified By: E.R.		

MARBAUGH N26608