LIFT STATION	A	B	C	D	E	F	G	H	I	J	K	L	M	N	O	P	Q	R	S	T	U	V	W	X	Y	Z	AA
S. PENDLETON AVE.	867.00	868.91	854.49	13.5'	860.90 N 858.91 S	4'-6"	6'	240-3 ϕ	3"#6 1"#10	1"	60A	855.00	857.00	858.00	—	858.70	8'	80	25'	2	—	4"	50	12"	2"	1" MIN.	8.5'
S. BROADWAY AVE.	873.00	867.35[a]	855.61	12.5'	860.41 S 860.51 N	3'-0"	4'	240-1 ϕ	2"#6 1"#10	1"	60A	862.50	863.50	864.50	—	865.00	6'	12	30'	2	—	1½"	60	12"	2"	1" MIN.	7.5'
112 W. WATER ST.	835.50	835.92	826.91	9'	831.41 S 829.71 E	4'-0"	4'	240-3 ϕ	3"#6 1"#10	1"	60A	828.00	829.00	829.80	—	830.00	8'	11	13'	2	—	1½"	30	12"	2"	1" MIN.	4'
S.R. 132 ✱	834.00	835.16	825.89	9'	830.34	4'-6"	6'	240-1 ϕ	2"#6 1"#10	1"	60A	826.50	828.00	829.00	—	830.00	10'	80	31'	2	—	4"	50	12"	2"	1" MIN.	4'
N. PENDLETON AVE. ✱	850.00	850.74	840.67	10'	844.35	4'-6"	6'	240-1 ϕ	2"#6 1"#10	1"	60A	841.50	843.00	844.00	—	844.50	9'	100	33'	2	—	4"	50	12"	2"	1" MIN.	5'
FALL PARK DR.	845.00	845.43	832.06	13.5'	836.14 W 838.40 E	3'-0"	4'	240-1 ϕ	2"#6 1"#10	1"	60A	833.11	834.61	835.61	—	836.00	8'	28	37'	2	—	2"	80	12"	2"	1" MIN.	6.5'
S.R. 67	855.50	856.01	846.90	8.5'	851.53	4'-0"	5'	240-1 ϕ	2"#6 1"#10	1"	60A	848.50	850.00	851.00	—	851.50	8'	30	22'	2	—	2"	50	12"	2"	1" MIN.	4'
MERCERS ADDITION	853.50	854.17	841.97	12.3'	845.82	4'-0"	4'	240-1 ϕ	2"#6 1"#10	1"	60A	842.70	843.70	844.70	—	845.25	8'	16	56'	2	—	1½"	100	12"	2"	1" MIN.	7.0'
NE - M.H.P.	855.50	856.00	845.09	11'	850.31	4'-0"[b]	4'	240-3 ϕ	2"#6 1"#10	1"	60A	846.00	848.50	849.50	—	850.00	10'	25	26'	2	—	2"	50	12"	2"	1" MIN.	6.5'

NOTE[a]: VALVE PIT SHALL BE ADJUST TO ROAD GRADE AND SHALL HAVE ECCENTRIC FLAT TOP AND STANDARD MANHOLE LID AND FRAME.

NOTE[b]: VALVE PIT FOR NE-MHP SHALL HAVE DOUBLE CHECK VALVE ASSEMBLIES FOR EACH PUMP. ONE CHECK VALVE MAY BE LOCATED AS PART OF THE TOTAL LIFT OUT PUMP ASSEMBLY.

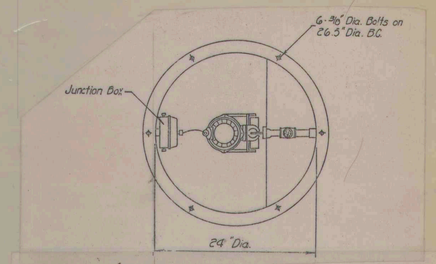

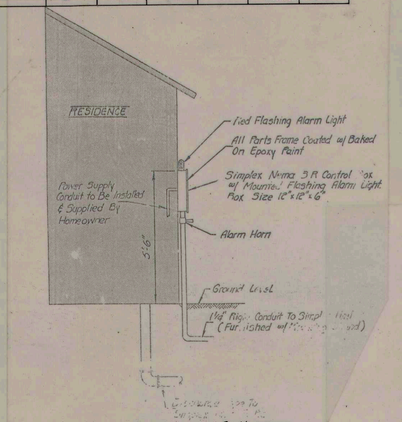

NOTE: 1. Inlet Hub - Engineer To Size & Contractor To Locate In Field.
2. Aerator Basin is Firmly Piped In & Firmly Set On Sand Fill, Pour At Least ½ Yard of Class "B" Concrete Around Basin To Anchor.
3. 4" PVC Leading from "New" Simplex Unit To Existing Septic Tank To Enable Tank To Be Used as additional Storage. Line Leading To Distribution Box To be Bulkhead by Homeowner.
4. High Level Alarm elevation to Be 12" Lower Than House Service Line Invert Elevation.

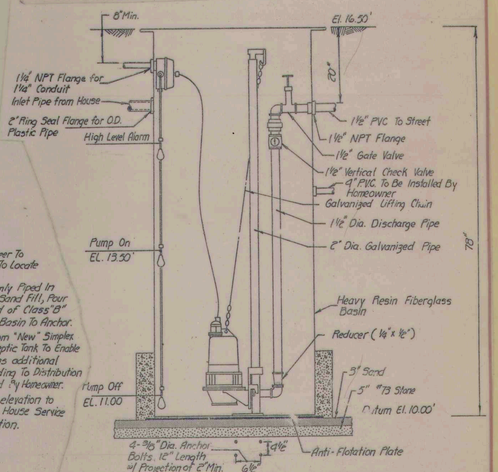

SIMPLEX UNIT GRINDER PUMP
NO SCALE

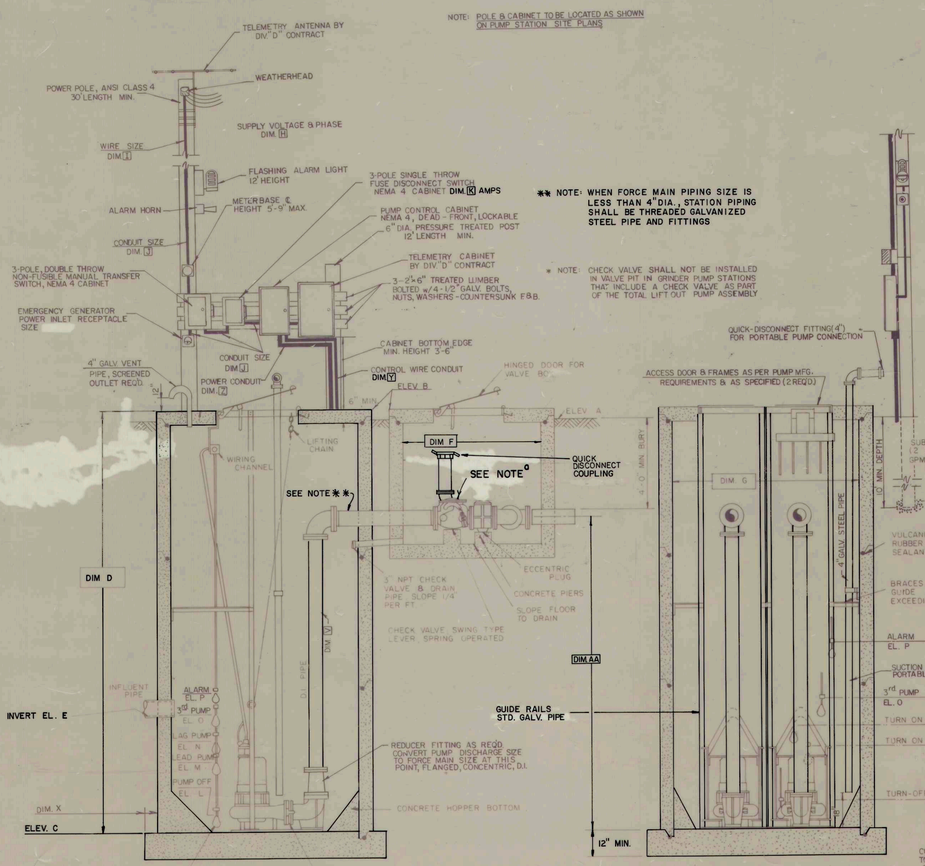

NOTE: POLE & CABINET TO BE LOCATED AS SHOWN ON PUMP STATION SITE PLANS

✱✱ NOTE: WHEN FORCE MAIN PIPING SIZE IS LESS THAN 4" DIA., STATION PIPING SHALL BE THREADED GALVANIZED STEEL PIPE AND FITTINGS

✱ NOTE: CHECK VALVE SHALL NOT BE INSTALLED IN VALVE PIT IN GRINDER PUMP STATIONS THAT INCLUDE A CHECK VALVE AS PART OF THE TOTAL LIFT OUT PUMP ASSEMBLY

LIFT STATION
NO SCALE

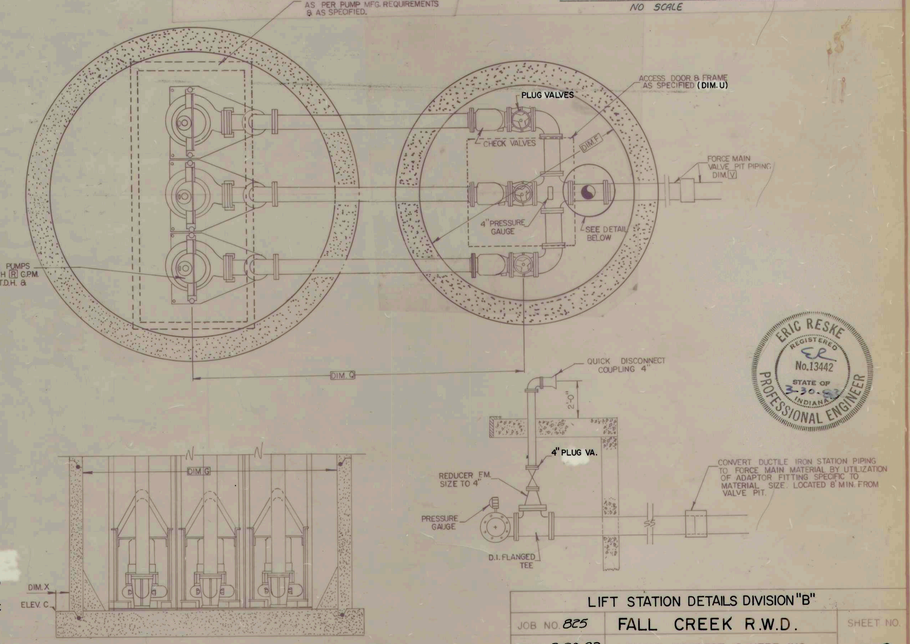

TRIPLEX SUBMERSIBLE LIFT STATION
NO SCALE

ERIC RESKE REGISTERED No. 13442 STATE OF INDIANA PROFESSIONAL ENGINEER 3-30-83

LIFT STATION DETAILS DIVISION "B"		
JOB NO. 825	FALL CREEK R.W.D.	SHEET NO.
DATE 3-30-83	BEAM, LONGEST, & NEFF INC.	68
DR. BY G.D.	CONSULTING ENGINEERS 8136 CASTLETON ROAD INDIANAPOLIS, INDIANA	
CERTIFIED BY E.R.		

RECORD DRAWING

68